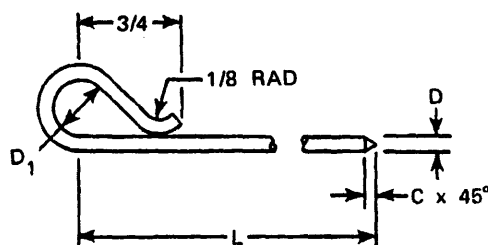
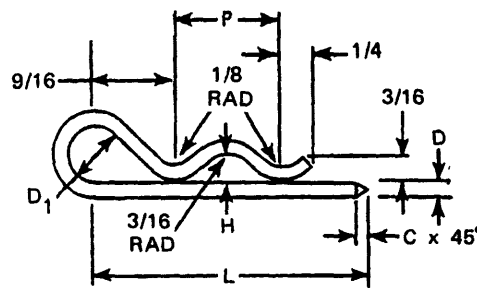


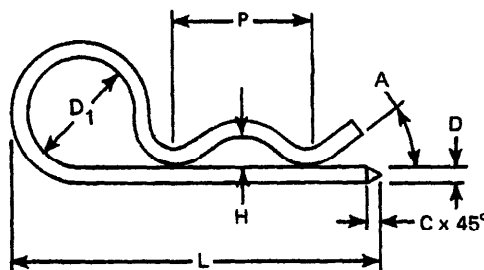
FED. SUP CLASS  
 5315



**AN415-1(X)**



**AN415-2**



**AN415-3 thru -7**

TABLE I

PART NO.	D	L	D <sub>1</sub>	H	P	A	C x 45°
	Wire Dia.	Length	Eye Dia.	Height	Pitch	Angle	Chamfer, MIN
AN415-1(X)	.080 <sup>+0.000</sup> <sub>-.002</sub>	See Note 5	.375	-	-	-	.020
AN415-2	.080 <sup>+0.000</sup> <sub>-.002</sub>	1.938	.375	.188	.750	-	.020
AN415-3	.0295	0.594	.094	.047	.188	35°	.014
AN415-4	.0585	1.125	.250	.094	.375	35°	.020
AN415-5	.0725	1.438	.313	.094	.500	35°	.020
AN415-6	.0915	1.875	.688	.125	.563	35°	.020
AN415-7	.1480	2.688	.781	.125	.875	35°	.020

**NOTES:**

- MATERIAL:** Corrosion-resisting steel in accordance with QQ-W-423, Composition 316, Condition B.
- CHAMFER:** Chamfer as shown and remove burrs and sharp edges.
- DIMENSIONS:** All dimensions, except for angle A, in inches.
- TOLERANCE:** Unless otherwise specified, tolerance is  $\pm 1/64$  ( $\pm 0.0156$ ).
- PART NUMBER:** AN415-2 thru AN415-7: as listed on Table I.  
 AN415-1(X) only: second dash number indicates length L expressed in increments of one (1) inch.  
 Example: AN415-1-7 is the part number for a type AN415-1 pin with length L of seven (7) inches.  
 Length L available in 1, 2, 3, 4, 5, 7, 8, 10, 12, 13, 18, 19, 20, 25 or 26 inches.
- OTHER NOTES:** (a) Referenced documents shall be of the issue in effect on date of invitation for bids.  
 (b) For design feature purposes, this standard takes precedence over procurement documents referenced herein.

② ENTIRE STANDARD REVISED

P. A.	OS	<b>AIR FORCE-NAVY AERONAUTICAL STANDARD</b>	<b>AN415</b>
Other Cust AV	82	PIN, LOCK (HITCH PIN)	
PROCUREMENT SPECIFICATION	None	SUPERSEDES: Former Air Force and Navy Standard issues of AN405	SHEET 1 OF 1

USER ACTIVITIES:  
 MI, MU, EL, AT, ME, PA, WV  
 YD

REVISED ACTIVITIES:  
 WC, GE, TL, IS

any change to approved design shall be made by a change order. No change order shall be issued for a change in design after the date of issue of this drawing. The user shall be responsible for the design of the product and shall assume all liability for any damage or injury resulting from the use of the product. This drawing is the property of the Department of Defense and is loaned to the user for use in the design, development, production, and support of the product. It is not to be distributed outside the user's organization without the approval of the Department of Defense. This drawing is the property of the Department of Defense and is loaned to the user for use in the design, development, production, and support of the product. It is not to be distributed outside the user's organization without the approval of the Department of Defense.

APPROVED 29 September 1948 REVISED ① 21 January 1954 ② 16 September 1975