

ARMY TM 11-5841-283-24P
NAVY NAVAIR 16-30APR39-3

**ORGANIZATIONAL, DIRECT SUPPORT, AND GENERAL SUPPORT
MAINTENANCE REPAIR PARTS AND SPECIAL TOOLS LISTS
FOR
RADAR SIGNAL DETECTING SET
AN/APR39[V]1
[NSN 5841-01-023-7112]**

DEPARTMENTS OF THE ARMY AND THE NAVY

29 SEPTEMBER 1983

Technical Manual
No. 11-5841-283-24P
Technical Manual
NAVAIR 16-30APR-39-3



DEPARTMENTS OF THE ARMY
AND THE NAVY
Washington, DC 29 Sept., 1983

**ORGANIZATIONAL, DIRECT SUPPORT, AND GENERAL SUPPORT
MAINTENANCE REPAIR PARTS AND SPECIAL TOOLS LISTS
FOR
RADAR SIGNAL DETECTING SET
AN/APR-39(V)1
(NSN 5841-01-023-7112)
Current as of 3 August 1983**

REPORTING ERRORS AND RECOMMENDING IMPROVEMENTS

You can help improve this manual. If you find any mistakes or if you know of a way to improve the procedures, please let us know. Mail your letter, DA Form 2028 (Recommended Changes to Publications and Blank Forms), or DA Form 2028-2 located in the back of this manual direct to Commander, US Army Communications-Electronics Command and Fort Monmouth, ATTN: DRSEL-ME-MP, Fort Monmouth, NJ 07703.

For Navy, mail comments to the Commander, Naval Electronics Systems Command, ATTN: ELEX 8122, Washington, DC 20360.

In either case, a reply will be furnished direct to you.

TM 11-5841-283-24P
NAVAIR 16-30APR39-3

Table of Contents

		Page	Illus Figure
Section I.	Introduction	1	
Section II.	Repair Parts List	5	
Group 00	Radar Signal Detecting Set AN/APR-39(V)I	5	1
01	Control Detecting Set C-9326/APR-39(V)	7	2
02	Indicator, Radar Signal IP-1150/APR-39(V)		
	Indicator, Radar Signal IP-1150/APR-39(V), Front View	9	3
	Indicator, Radar Signal IP-1150/APR-39(V), Rear View	11	4
	Indicator, Radar Signal IP-1150/APR-39(V), Top View, Cover Removed	13	5
	Indicator, Radar Signal IP-1150/APR-39(V), Right Side View, Cover Removed	15	6
03	Comparator, CM-440/APR-39(V)		
	Comparator, CM-440/APR-39(V), Front View	17	7
	Comparator, CM-440/APR-39(V), Cover Removed	19	8
	Comparator, CM-440/APR-39(V), Cover and Modules Removed	21	9
04	Receiver, Radar R-1838/APR-39(V)		
	Receiver, Radar R-1838/APR-39(V), Front View	23	10
	Receiver, Radar R-1838/APR-39(V), Top View, Cover Removed	25	11
	Receiver, Radar R-1838/APR-39(V), Bottom View, Cover Removed	27	12
05	Receiver, Radar R-1838/APR-39(V) (See Group 04 for parts)		
Section III.	Special Tools List (Not applicable)		
Section IV.	National Stock Number and Part Number Index	28	

SECTION I INTRODUCTION

1. Scope

This manual lists spares and repair parts; special tools; special test measurement, and diagnostic equipment (TMDE), and other special support equipment required for performance of organizational, direct support and general support maintenance of the AN/APR-39(V)1. It authorizes the requisitioning and issue of spares and repair parts as indicated by the source and maintenance codes.

2. General

This Repair Parts and Special Tools List is divided into the following sections:

a. Section II. Repair Parts List. A list of spares and repair parts authorized for use in the performance of maintenance. The list also includes parts which must be removed for replacement of the authorized parts. Parts lists are composed of functional groups in numeric sequence, with the parts in each group listed in figure and item number sequence.

b. Section III. Special Tools List. Not applicable.

c. Section IV. National Stock Number and Part Number Index. A list, in National item identification number (NIIN) sequence, of all National stock numbers (NSN) appearing in the listings, followed by a list, in alphameric sequence, of all part numbers appearing in the listings. National stock numbers and part numbers are cross-referenced to each illustration figure and item number appearance.

3. Explanation of Columns

a. Illustration This column is divided as follows:

(1) *Figure number.* Indicates the figure number of the illustration on which the item is shown.

(2) *Item number.* The number used to identify item called out in the illustration.

b. Source Maintenance, and Recoverability (SMR) Codes.

(1) *Source code.* Source code indicate the manner of acquiring support items for maintenance, repair, or overhaul of end items. Source codes are entered in the first and second positions of the Uniform SMR Code format as follows:

<i>Code</i>	<i>Definition</i>
PA	Item procured and stocked for anticipated or known usage.
PF	Support equipment which will not be stocked but which will be centrally procured on demand.
XB	Item is not procured or stocked. If not available through salvage, requisition.

NOTE

Cannibalization or salvage maybe used as a source of supply for any items source coded above except those coded XA and aircraft support items as restricted by AR 750-1.

(2) *Maintenance code.* Maintenance codes are assigned to indicate the levels of maintenance authorized to USE and REPAIR support items. The maintenance codes are entered in the third and fourth positions of the Uniform SMR Code format as follows:

(a) The maintenance code entered in the third position will indicate the lowest maintenance level authorized to remove, replace, and use the support item. The maintenance code entered in the third position will indicate one of the following levels of maintenance:

<i>Code</i>	<i>Application/Explanation</i>
O	Support item is removed, replaced, used at the organizational level.
F	Support item is removed, replaced, used at the direct support level.

(b) The maintenance code entered in the fourth position indicates whether the item is to be repaired and identifies the lowest maintenance level with the capability to perform complete repair (i.e., all authorized maintenance functions). This position will contain one of the following maintenance codes:

<i>Code</i>	<i>Application/Explanation</i>
F	The lowest maintenance level capable of complete repair of the support item is the direct support level.
H	The lowest maintenance level capable of complete repair of the support item is the general support level.

- D – The lowest maintenance level capable of complete repair of the support item is the depot level.
- L – Repair restricted to designated specialized repair activity.
- Z – Nonreparable. No repair is authorized.

(3) *Recoverability code.* Recoverability codes are assigned to support items to indicate the disposition action on unserviceable items. The recoverability code is entered in the fifth position of the Uniform SMR Code format as follows:

<i>Recoverability Code</i>	<i>Definition</i>
--------------------------------	-------------------

- | | |
|---|--|
| Z – Nonreparable item. When unserviceable, condemn and dispose at the level indicated in position 3. | |
| F – Repairable item. When uneconomically repairable, condemn and dispose at the direct support level. | |

<i>Recoverability Code</i>	<i>Definition</i>
--------------------------------	-------------------

- | | |
|--|--|
| H — Repairable item. When uneconomically repairable, condemn and dispose at the general support level. | |
| D — Repairable item. When beyond lower level repair capability, return to depot. Condemnation and disposal not authorized below depot level. | |
| L — Repairable item. Repair, condemnation, and disposal not authorized below depot/specialized repair activity level. | |

c. National Stock Number. Indicates the National stock number assigned to the item and will be used for requisitioning purposes.

d. Federal Support Code for Manufacturer (FSCM). The FSCM is a 5-digit numeric code listed in SB 708-41/42 which is used to identify the manufacturer, distributor, or Government agency, etc.

e. Part Number. Indicates the primary number used by the manufacturer (individual, company, firm, corporation, or Government activity), which controls the design and characteristics of the item by means of its engineering drawings, specifications, standards, and inspection requirements to identify an item or range of items.

NOTE

When a stock numbered item is requisitioned, the repair part received may have a different part number than the part being replaced.

f. Description. Indicates the Federal item name and, if required, a minimum description to identify the item.

g. Unit of Measure (U/M). Indicates the standard of the basic quantity of the listed item as used in performing the actual maintenance function. This measure is expressed by two-character alphabetical abbreviation (e.g., ea, in, pr, etc). When the unit of measure differs from the unit of issue, the lowest unit of issue that will satisfy the required units of measure will be requisitioned.

h. Quantity Incorporated in Unit. Indicates the quantity of the item used in the breakout shown on the illustration figure, which is prepared for a functional group, subfunctional group, or an assembly. A “V” appearing in this column in lieu of a quantity indicates that no specific quantity is applicable, (e.g., shims, spacers, etc).

4. Special Information

a. The following publications pertain to the AN/APR-39(V)I and its components: TM 11-5841-283-20, Detecting Set, Radar Signal, AN/APR-39(V)I. (C) TM 11-5841-283-34, Detecting Set, Radar Signal AN/APR-39(V)I(U).

b. National stock numbers (NSN’S) that are missing from P source coded items have been applied for and will be added to this TM by future change/revision when they are entered in the Army Master Data File (AMDF). Until the NSN’s are established and published, submit exception requisitions to: Commander, US Army Communications- Electronics Command and Fort Monmouth, ATTN: DRSEL-MM, Fort Monmouth, 07703 for the part required to support your equipment.

5. How to Locate Repair Parts

a. When National stock number or part number is unknown.

(1) *First.* Using the table of contents, determine the functional group within which the item belongs. This is necessary since illustrations are prepared for functional groups and listings are divided into the same groups.

(2) *Second.* Find the illustration covering the functional group to which the item belongs.

(3) *Third.* Identify the item on the illustration and note the illustration figure and item number of the item.

(4) *Fourth* Using the Repair Parts Listing, find the figure and item number noted on the illustration.

b. When National stock number or part number is known.

(1) *First*. Using the Index of National Stock Numbers and Part Numbers, find the pertinent National stock number or part number. This index is in NIIN sequence followed by a list of part numbers

in alphameric sequence, cross-referenced to the illustration figure number and item number.

(2) *Second*. After finding the figure and item number, locate the figure and item number in the repair parts list.

6. Abbreviations

Not applicable.

(Next printed page is 4)

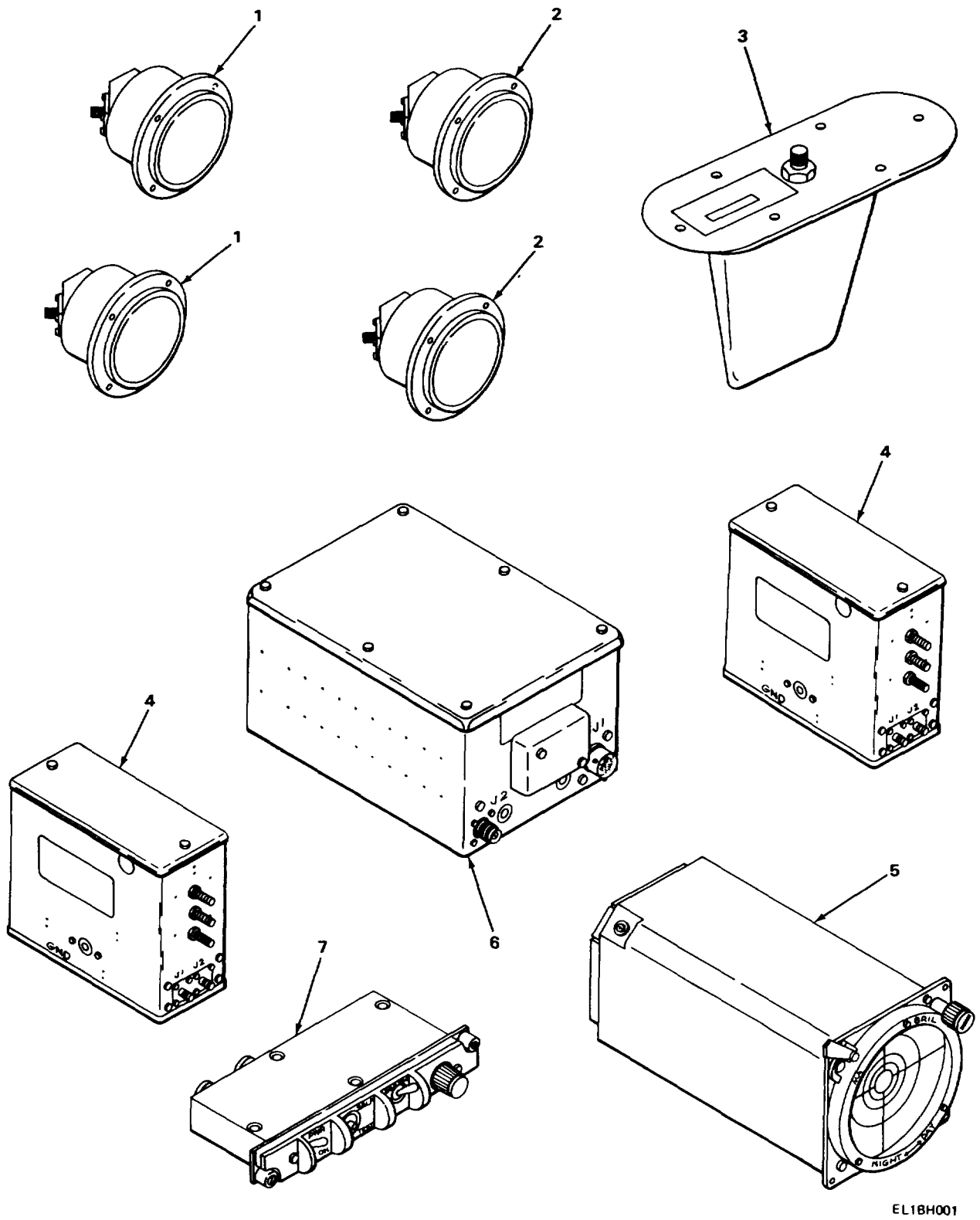
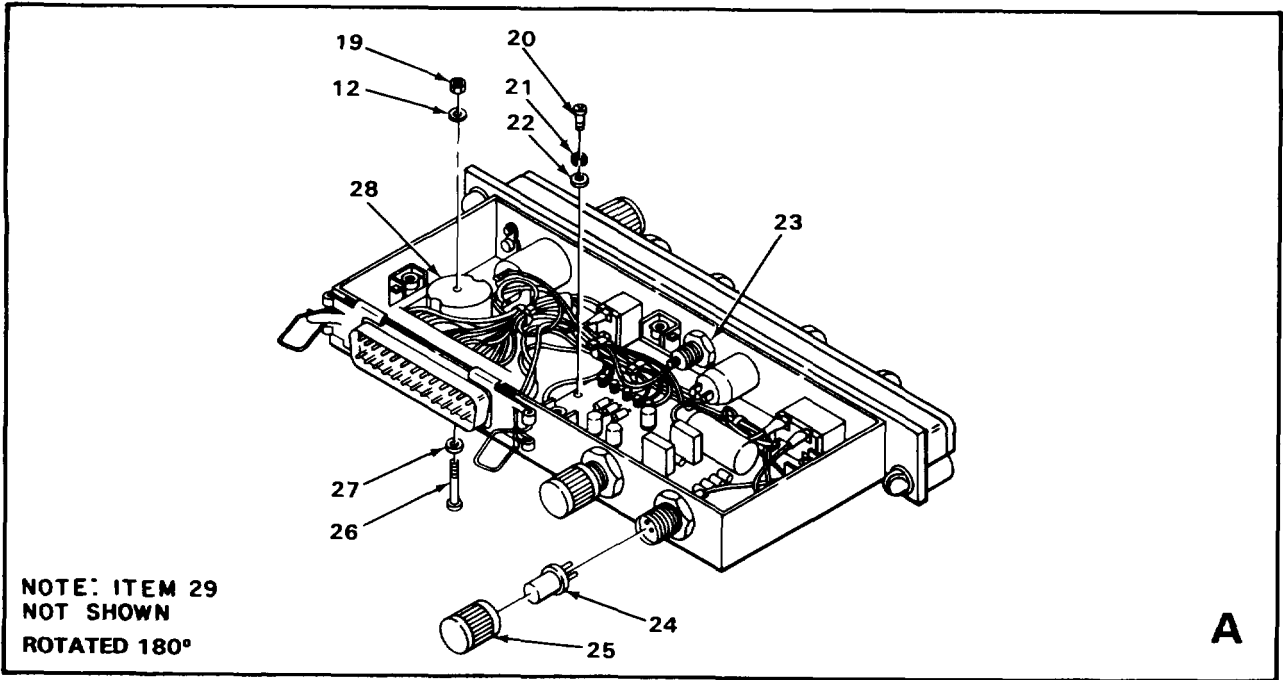
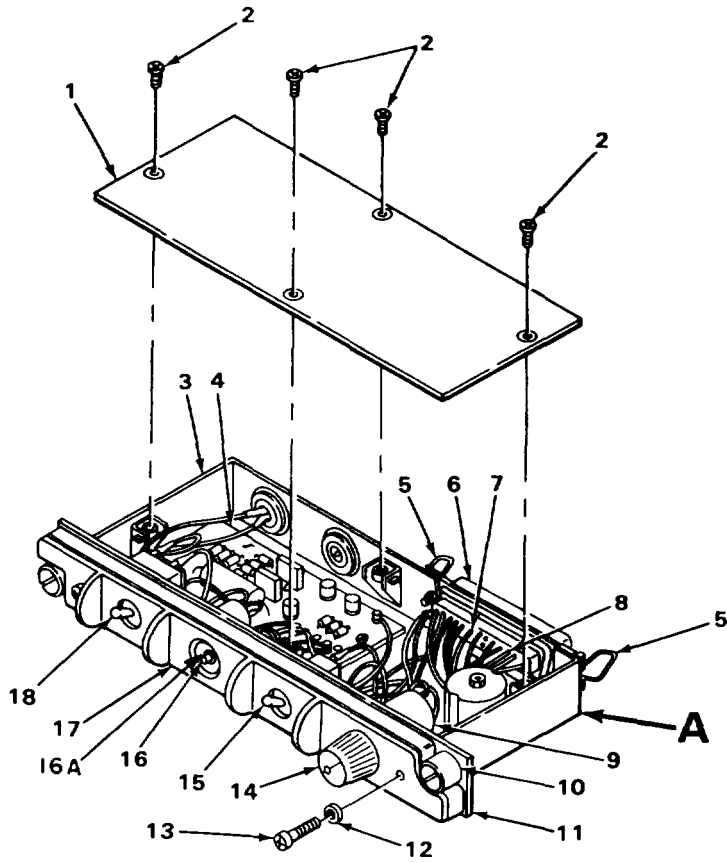


Figure 1. Radar Signal Detecting Set AN/APR-39(V)1

SECTION II

TM 11-5841-283-24P/NAVAIR 16-30APR39-3

(1) ILLUSTRATION		(2)	(3)	(4)	(5)	(6)	(7)	(8)
(a) FIG NO.	(b) ITEM NO.	SMR CODE	NATIONAL STOCK NUMBER	FSCM	PART NUMBER	DESCRIPTION USABLE ON CODE	U/M	QTY INC IN UNIT
						GROUP 00 DETECTING SET,RADAR SIGNAL AN/APR-39(V) 1		
1	1	PAOZZ	5985-01-026-3926	80058	AS-2891/APR-39(V)	ANTENNA,RIGHT SPIRA	EA	2
1	2	PAOZZ	5985-01-035-5970	80058	AS-2892/APR-39(V)	ANTENNA,LEFT SPIRAL	EA	2
1	3	PAOZZ	5985-01-026-3927	80058	AS-2890/APR-39V	ANTENNA,BLADE	EA	1
1	4	PAOLL	5841-01-031-5890	80058	R-1838APR-39V	RECEIVER,RADAR	EA	2
1	5	PAOLL	5841-01-037-8716	80058	IP-115QAPR-39V	INDICATOR,RADAR SIG	EA	1
1	6	PAODD	5841-01-024-7739	80058	CM-440APR-39V	COMPARATOR	EA	1
1	7	PAOLL	5841-01-025-0378	80058	C-9326APR-39V	CONTROL,DETECTINGSE	EA	1



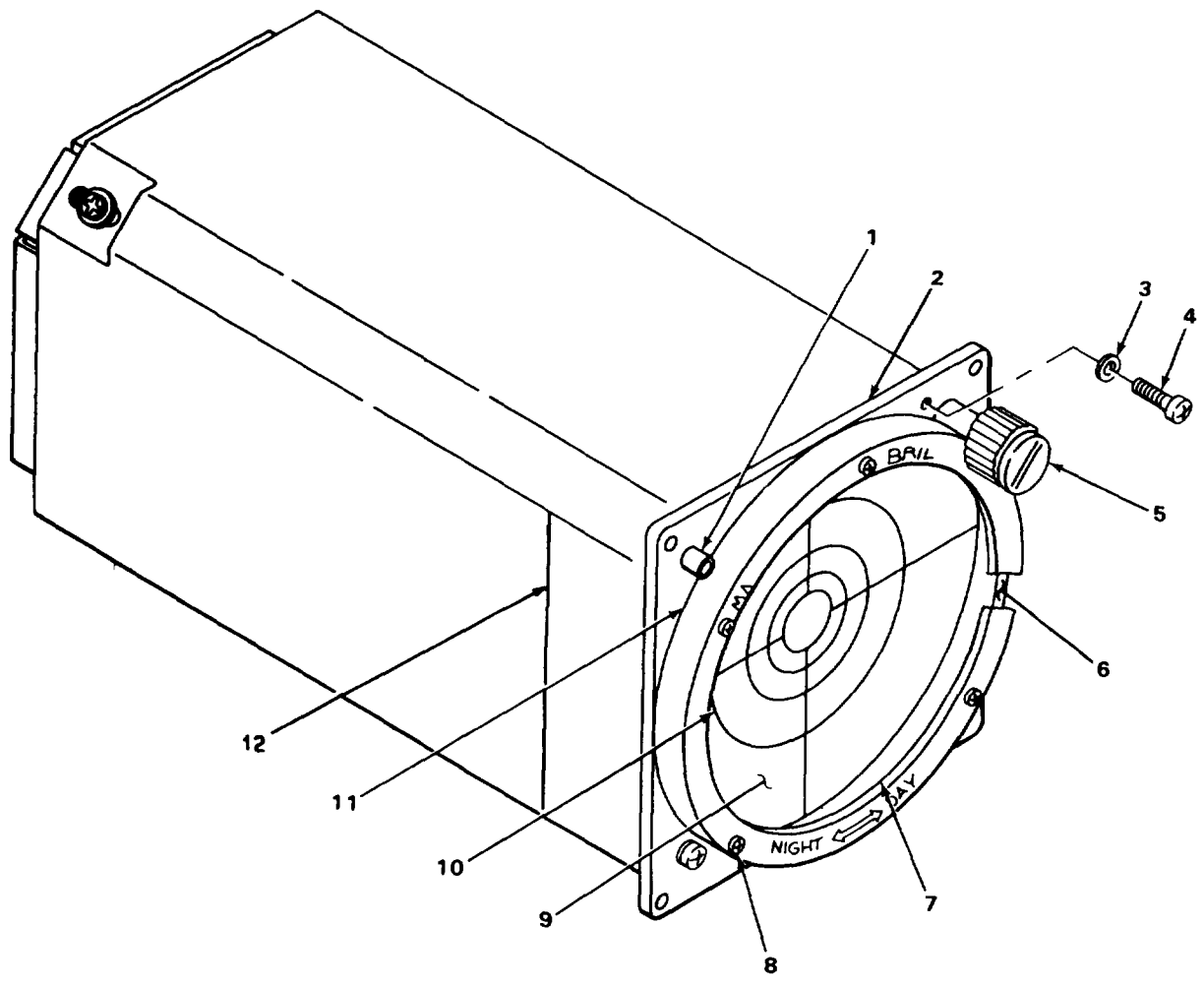
EL18H002

Figure 2. Control, Detecting Set C-9326/APR39(V)

SECTION II

TM 11-5841-283-24P/NAVAIR 16-30APR39-3

(1) ILLUSTRATION		(2)	(3)	(4)	(5)	(6) DESCRIPTION	(7)	(8)
(a) FIG NO.	(b) ITEM NO.	SMR CODE	NATIONAL STOCK NUMBER	FSCM	PART NUMBER	USABLE ON CODE	U/M	QTY INC IN UNIT
						GROUP 01 CONTROL,DETECTING SET,C-9326/ APR-391(V)		
2	1	XBFZZ		80063	SM-C-877161	COVER,CONTROL PANEL	EA	1
2	2	PAFZZ	5305-00-225-6400	96906	MS24693C3	SCREW,MACHINE	EA	4
2	3	XBFZZ		72792	PFSC31-238BK	CASE ASSEMBL	EA	1
2	4	PAFFF	5841-01-040-3968	80063	SM-C-877036	CIRCUIT CARD ASSEMB	EA	1
2	5	PAOZZ	5340-00-232-9083	71468	D110277	SPRING LATCH ASSY	EA	2
2	6	PAFZZ	5935-00-439-3748	81349	M24308-3-3	CONNECTOR,RECEPTACL	EA	1
2	7	XBFZZ		80063	SM-D-877257	HARNESS ASSEMBL	EA	1
2	8	PAFZZ	5970-00-905-2068	81349	M23053/8-004-C	INSULATION SLEEVING	EA	16
2	9	PAFZZ	5905-00-577-1759	81349	RV6NAYSD501A	RESISTOR,VARIABLE,N	EA	1
2	10	PAFZZ	5325-00-886-3733	72794	PFSC3-1-2-38BLK	STUD ASSEMBLY,TURNL	EA	2
2	11	PAOZZ	5841-01-088-2694	80063	SM-D-877070	PANEL,ILLUMINATED	EA	1
2	12	PAFZZ	5310-00-973-8660	80063	SM-B-416109-1	WASHER,FLAT	EA	3
2	13	PAFZZ	5305-00-448-6456	96906	MS51957-31B	SCREW,MACHINE	EA	2
2	14	PAOZZ	5355-00-762-1489	96906	MS91528-0E1B	KNOB	EA	1
2	15	PAFZZ	5930-00-943-4957	96906	MS75028-22	SWITCH,TOGGLE	EA	1
2	16	PAFZZ	5930-00-345-6860	81349	M8805-96-010	SWITCH,PUSH	EA	1
2	16A	PAFZZ	5310-00-811-0494	78189	1714-05	WASHER,LOCK	EA	1
2	17	PAFZZ	5841-01-088-2691	80063	SM-C-877301	PROTECTIVE,COVER	EA	1
2	18	PAFZZ	5930-00-942-4072	96906	MS75029-22	SWITCH,TOGGLE	EA	1
2	19	PAFZZ	5310-00-934-9746	96906	MS35649-245	NUT,PLAIN,HEXAGON	EA	1
2	20	PAFZZ	5305-00-054-5653	96906	MS51957-19	SCREW,MACHINE	EA	2
2	21	PAFZZ	5310-00-933-8118	96906	MS35338-135	WASHER,LOCK	EA	4
2	22	PAFZZ	5310-00-057-0573	88769	91921002	WASHER,FLAT	EA	4
2	23	PAFZZ	5935-01-061-1483	96906	MS90335-1	CONNECTOR,RECEPTACL	EA	1
2	24	PAOZZ	5920-00-938-7660	81349	FM02A125V-2A	FUSE,CARTRIDGE	EA	2
2	25	PAOZZ	5920-01-107-9501	75915	282002	FUSEHOLDER,EXTRACTO.	EA	2
2	26	PAFZZ		96906	MS24693CB7	SCREW,FLAT,HEAD	EA	1
2	27	PAFZZ	5310-00-045-5202	96906	MS15795-903	WASHER,FLAT	EA	1
2	28	PAFZZ	5950-01-088-2736	80063	SM-C-877265	CHOKE,RADIO FREQUEN	EA	1
2	29	MDFZZ		80063	SM-D-877048-1	NAME PLATE (MANUFACTURE AT DEPOT)	EA	1

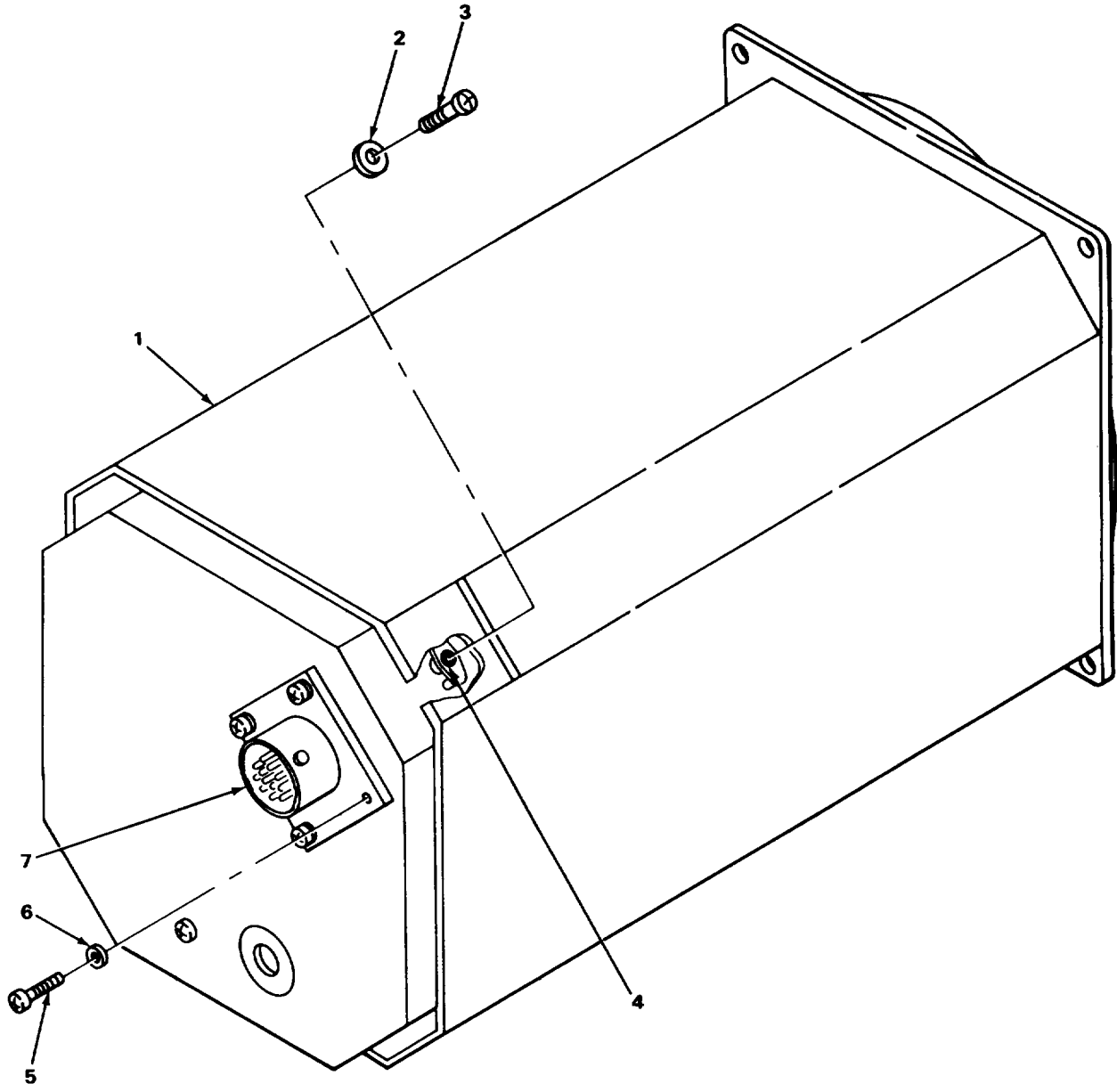


EL1BH003

Figure 3. Indicator, Radar Signal IP-1150/APR-39(V), Front View

SECTION II

(1) ILLUSTRATION		(2)	(3)	(4)	(5)	(6)	(7)	(8)
(a) FIG NO.	(b) ITEM NO.	SMR CODE	NATIONAL STOCK	FSCM	PART NUMBER	DESCRIPTION USABLE ON CODE	UM	QTY INC UNIT
						GROUP 02 INDICATOR,RADAR SIGNAL,IP-1150/ APR-39(V)		
3	1	PAFZZ	6210-01-044-0002	81640	L10500R	LIGHT,INDICATOR	EA	1
3	2	PAFZZ	5841-01-143-6840	80063	SM-D-876953	PANEL,INDICATOR	EA	1
3	3	PAFZZ	5310-00-057-0573	88769	91921002	WASHER,FLAT	EA	4
3	4	PAFZZ	5305-00-242-7275	96906	MS51957-15B	SCREW,MACHINE	EA	4
3	5	PAOZZ	5355-00-850-9799	96906	MS91528-0N1B	KNOB	EA	1
3	6	PAFZZ		80063	SM-C-876954	RING,RETAINER	EA	1
3	7	PAFZZ	5360-01-047-2074	80063	SM-C-876956	SPRING,RETAINER,LEN	EA	4
3	8	PAFZZ	5305-00-402-4558		MS51957-1B	SCREW,MACHINE	EA	5
3	9	PAFZZ	5841-01-141-8686	80063	SM-C-876936	FILTER,LIGHT,CATHOD	EA	1
3	10	PAFZZ	5330-00-845-3612	96906	MS9021-150	PACKING,PREFORMED	EA	1
3	11	PAFZZ	5841-01-130-4118	80063	SM-C-876935	PDLAR	EA	1
3	12	MDFZZ		80063	SM-D-877048-2	NAME PLATE (MANUFACTURE AT DEPOT)	EA	1



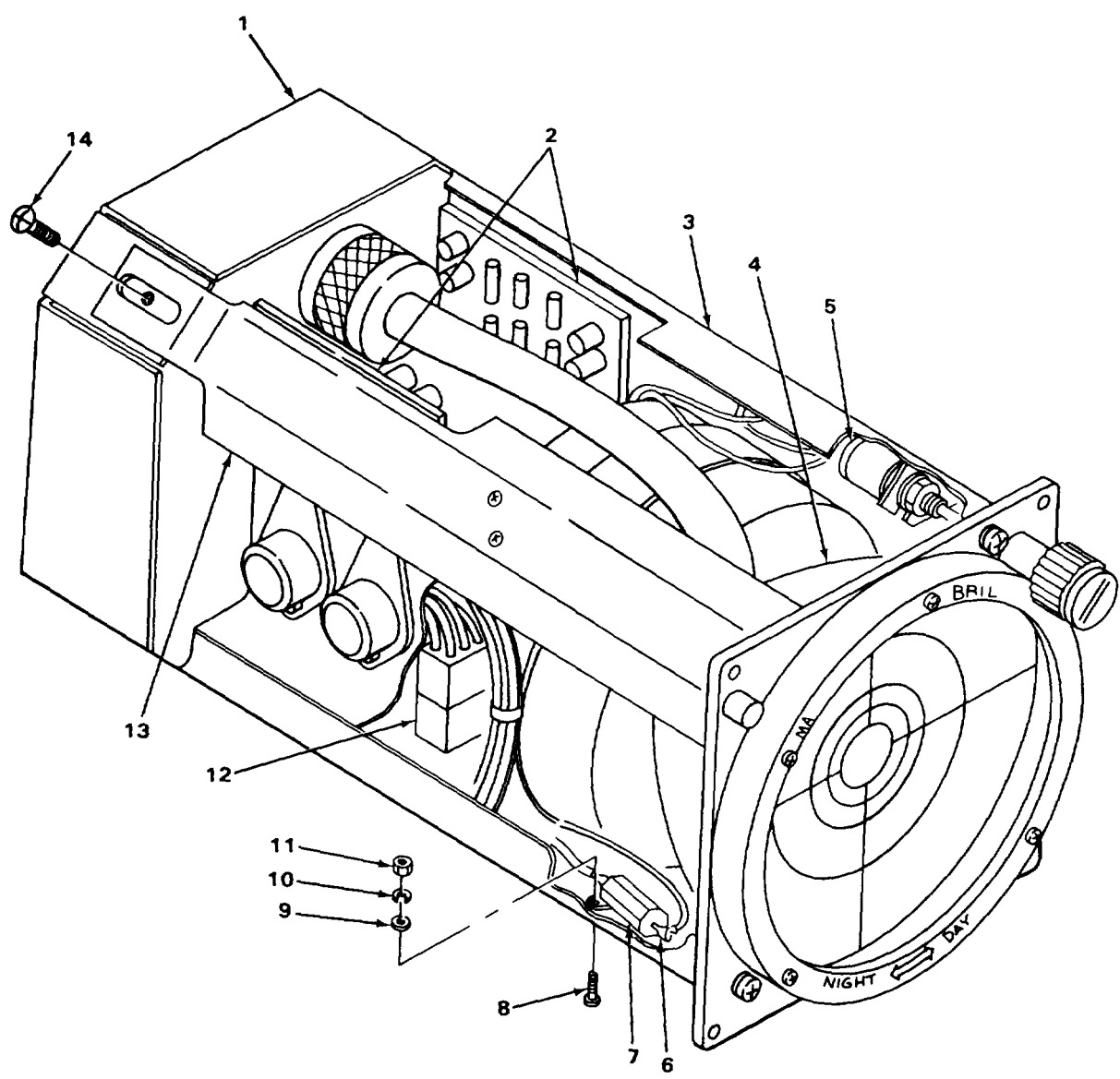
EL18H004

Figure 4. Indicator, Radar Signal IP-1150/APR-39(V), Rear View

SECTION II

TM 11-5841-283-24P/NAVAIR 16-30APR39-2

(1) ILLUSTRATION		(2)	(3)	(4)	(5)	(6)	(7)	(8)
(a) FIG. NO.	(b) ITEM NO.	SMR CODE	NATIONAL STOCK NUMBER	FSCM	PART NUMBER	DESCRIPTION USABLE ON CODE	U/M	QTY INC IN UNIT
4	1	PAFZZ	5841-01-145-0532	80063	SM-D-876940	COVER,INDICATOR	EA	1
4	2	PAFZZ	5310-00-584-3782	88044	AN960C4L	WASHER,FLAT	EA	2
4	3	PAFZZ	5305-00-054-5650	96906	MSS1957-16	SCREW,MACHINE	EA	2
4	4	XBFZZ		80063	SM-B-876952	BRACKET ASSEMBL	EA	1
4	5	PAFZZ	5305-00-054-5648	96906	MS51957-14	SCREW,MACHINE	EA	3
4	6	PAFZZ	5310-00-057-0573	88769	91921002	WASHER,FLAT	EA	3
4	7	PAFZZ	5935-00-426-4271	96906	MS27499E10B35P	CONNECTOR,RECEPTACL	EA	1



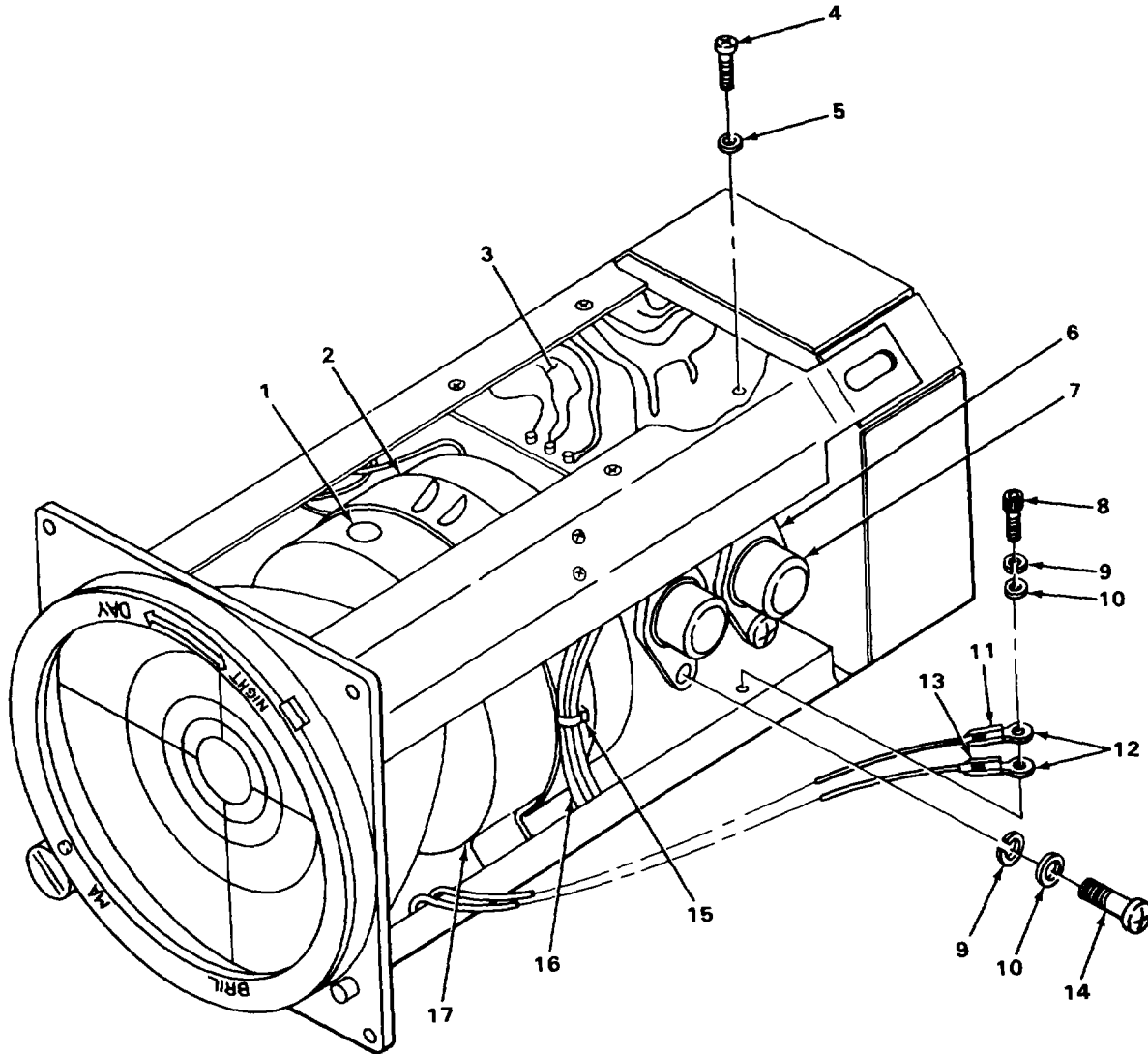
EL18H005

Figures 5. Indicator, Radar Signal IP-1150/APR-39(V), Top View, Cover Removed

SECTION II

TM 11-5841-283-24P/NAVAIR 16-30APR39-3

(1) ILLUSTRATION		(2)	(3)	(4)	(5)	(6)	(7)	(8)
(a) FIG NO.	(b) ITEM NO.	SMR CODE	NATIONAL STOCK NUMBER	FSCM	PART NUMBER	DESCRIPTION USABLE ON CODE	UM	QTY INC IN UNIT
5	1	PAFDD	5841-01-048-5922	80063	SM-D-877090	POWER SUPPLY	EA	1
5	2	PAOFF	5841-01-040-3970	80063	SM-C-877004	CIRCUIT CARD ASSEMB A1,A2	EA	2
5	3	XBFZZ		80063	SM-D-876983	CHASSIS ASSEMBLY,RH	EA	1
5	4	PAFZZ	5960-01-041-6802	18778	KC3055P28	ELECTRON TUBE	EA	1
5	5	PAFZZ	5905-01-042-1746	80063	SM-D-877162	RESISTOR,VARIABLE,N	EA	1
5	6	PAFZZ	5940-00-051-6257	81349	SE079B01	TERMINAL,STUD	EA	4
5	7	PAFZZ	5905-01-042-2739	81349	RER60F11R5R	RESISTOR,FIXED,WIRE	EA	4
5	8	PAFZZ	5305-00-814-1707	03640	6079033	SCREW,MACHINE	EA	8
5	9	PAFZZ	5310-00-043-4708	13499	310-0470-080	WASHER,FLAT	EA	8
5	10	PAFZZ	5310-00-928-2690	96906	MS35338-134	WASHER,LOCK	EA	8
5	11	PAFZZ	5310-00-812-4294	80205	NAS671C2	NUT,PLAIN,HEXAGON	EA	8
5	12	PAFZZ	5935-01-052-3406	80063	SM-C-876989-3	CONNECTOR,RECEPTACL	EA	1
5	13	XBFZZ		80063	SM-D-876950	CHASSIS ASSEMBLY,LH	EA	1
5	14	PAFZZ	5305-00-054-5649	96906	MS51957-15	SCREW,MACHINE	EA	2



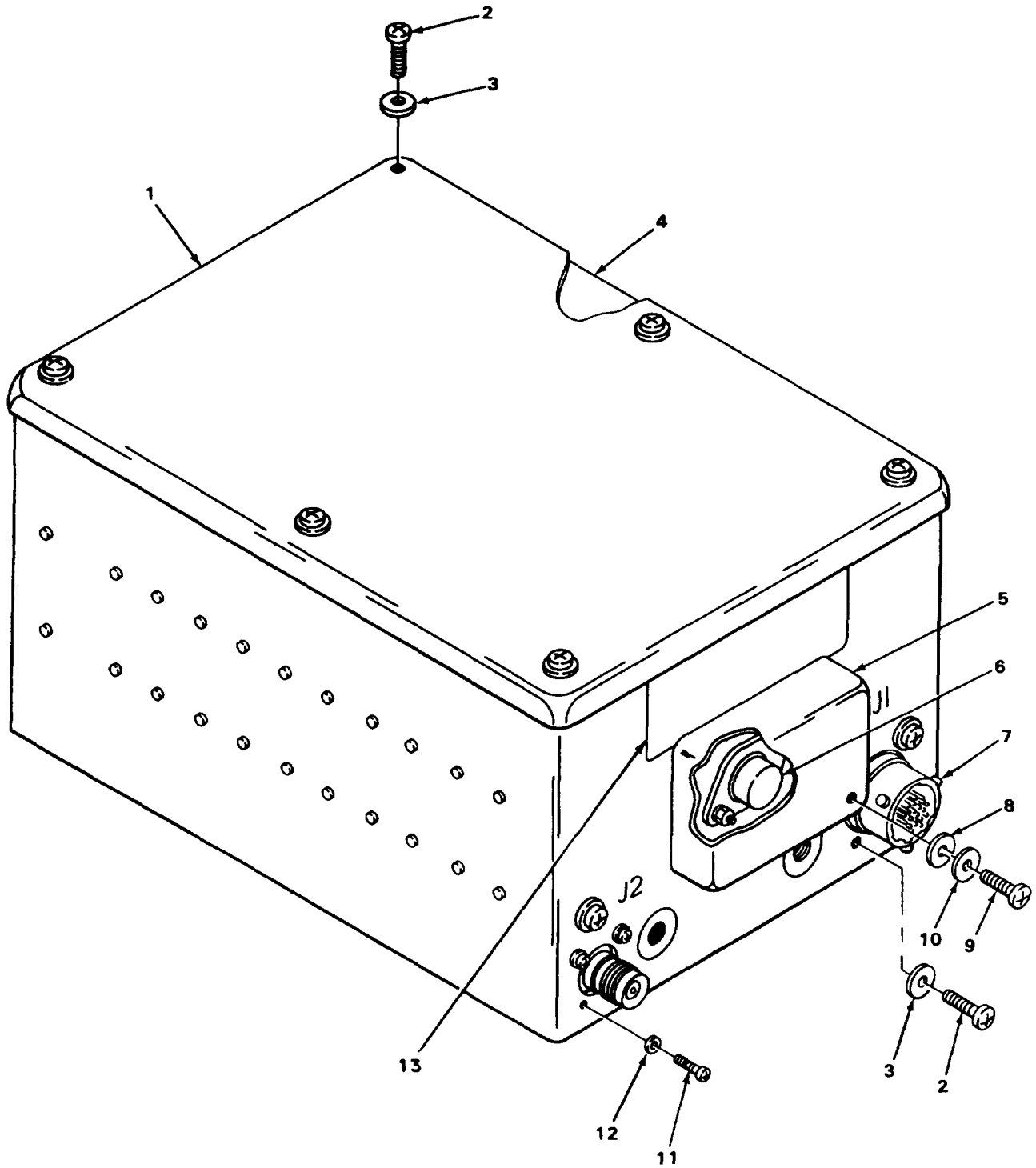
EL18H006

Figure 6. Indicator, Radar Signal IP-1150/APR-39(V), Right Side View, Cover Removed

SECTION II

TM 11-5841-283-24P/NAVAIR 16-30APR39-3

(1) ILLUSTRATION		(2)	(3)	(4)	(5)	(6)	(7)	(8)
(a) FIG NO.	(b) ITEM NO.	SMR CODE	NATIONAL STOCK NUMBER	FSCM	PART NUMBER	DESCRIPTION USABLE ON CODE	U/M	QTY INC UNIT
6	1	PAFZZ	5950-01-041-7972	99409	C9740-1	COIL,ELECTRICAL	EA	1
6	2	PAFZZ	4730-01-092-8457	76599	HF32SS	CLAMP,HOSE	EA	1
6	3	PAOZZ	5841-01-040-3969	80063	SM-C-877001	CIRCUIT CARD ASSEMB	EA	1
6	4	PAFZZ	5305-00-056-9961	96906	MS24693C4	SCREW,MACHINE	EA	4
6	5	XBFZZ		80063	SM-B-876946	SPACER	EA	4
6	6	PAFZZ	5999-00-410-5450	13103	43-66-1	INSULATOR,SEMICONDU	EA	4
6	7	PAFZZ	5961-00-468-2765	81349	2N3584	TRANSISTOR	EA	4
6	8	PAFZZ	5305-00-054-5649	96906	MS51957-15	SCREW,MACHINE	EA	
6	9	PAFZZ	5310-00-933-8118	96906	MS35338-135	WASHER,LOCK	EA	9
6	10	PAFZZ	5310-00-057-0573	88769	91921002	WASHER,FLAT	EA	9
6	11	PAFZZ	5970-00-761-1795	81349	M23053/8-005-C	INSULATION SLEEVING	EA	1
6	12	PAFZZ	5940-00-614-0537	96906	MS35431-1	TERMINAL,LUG	EA	2
6	13	PAFZZ	5970-00-905-2068	81349	M23053/8-004-C	INSULATION SLEEVING	EA	20
6	14	PAFZZ	5305-00-054-5651	96906	MS51957-17	SCREW,MACHINE	EA	8
6	15	PAFZZ	5975-00-727-5153	96906	MS3367-4-9	STRAP,TIEDOWN,ELECT	EA	26
6	16	XBFZZ		80063	SM-D-877282	CABLE HARNESS	EA	1
6	17	PAFZZ	5999-01-048-5230	30876	11-00002	MAGNET,PERMANENT	EA	1



EL18H007

Figure 7. Comparator. CM-440/APR-39(V), Front View

SECTION II

(1) ILLUSTRATION		(2)	(3)	(4)	(5)	(6)	(7)	(8)
(a) FIG. NO.	(b) ITEM NO.	SMR CODE	NATIONAL STOCK NUMBER	FSCM	PART NUMBER	DESCRIPTION USABLE ON CODE	U/M	QTY INC UNIT
						GROUP 03 COMPARATOR,CM-440/APR-39(V)		
7	1	XBFZZ		80063	SM-C-877210	COVER ASSEMBLY	EA	1
7	2	PAFZZ	5305-00-054-5649	96906	MS51957-15	SCREW,MACHINE	EA	10
7	3	PAFZZ	5310-00-782-1349	96906	MS15795-804	WASHER,FLAT	EA	10
7	4	XBFZZ		80063	SM-C-876986	GASKET,COVER,EMI.	EA	1
7	5	PAFZZ		80063	SM-C-876985	COVER,TRANSISTOR.	EA	1
7	6	PAFZZ	5961-00-468-2765	81349	2N3584	TRANSISTOR	EA	1
7	7	PAFZZ	5935-00-256-1911	96906	MS27508E12B35P	CONNECTOR,RECEPTACL J1	EA	1
7	8	PAFZZ	5310-00-933-8118	96906	MS35338-135	WASHER,LOCK	EA	2
7	9	PAFZZ	5305-00-054-5653	96906	MS51957-19	SCREW,MACHINE	EA	2
7	10	PAFZZ	5310-00-782-1349	96906	MS15795-804	WASHER,FLAT	EA	2
7	11	PAFZZ	5305-00-054-5637	96906	MS51957-3	SCREW,MACHINE	EA	4
7	12	PAFZZ	5310-00-543-4652	96906	MS3533-69	WASHER,LOCK	EA	4
7	13	MDFZZ			SM-D-877048-3	NAME PLATE (MANUFACTURED AT DEPOT)	EA	1

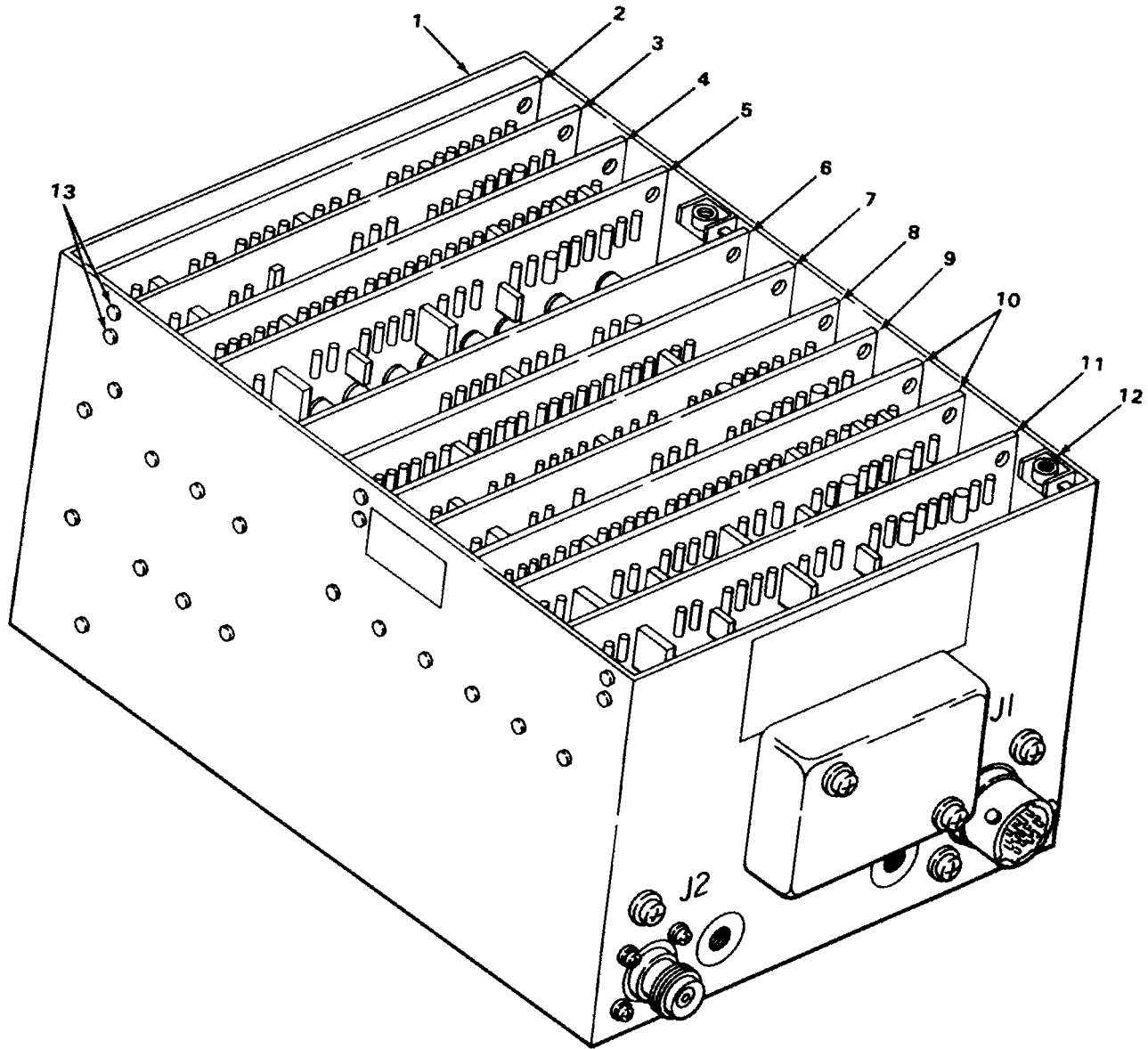


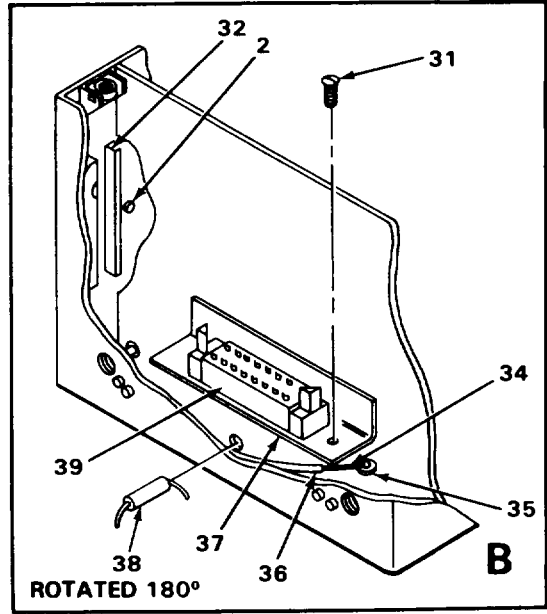
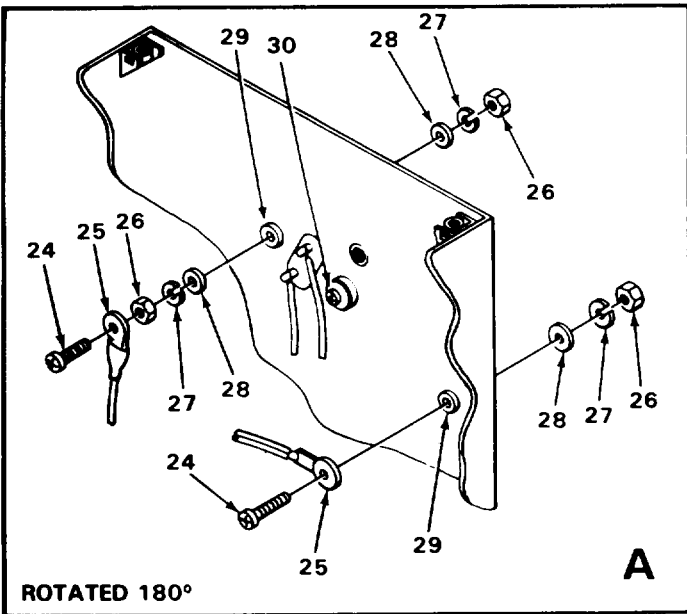
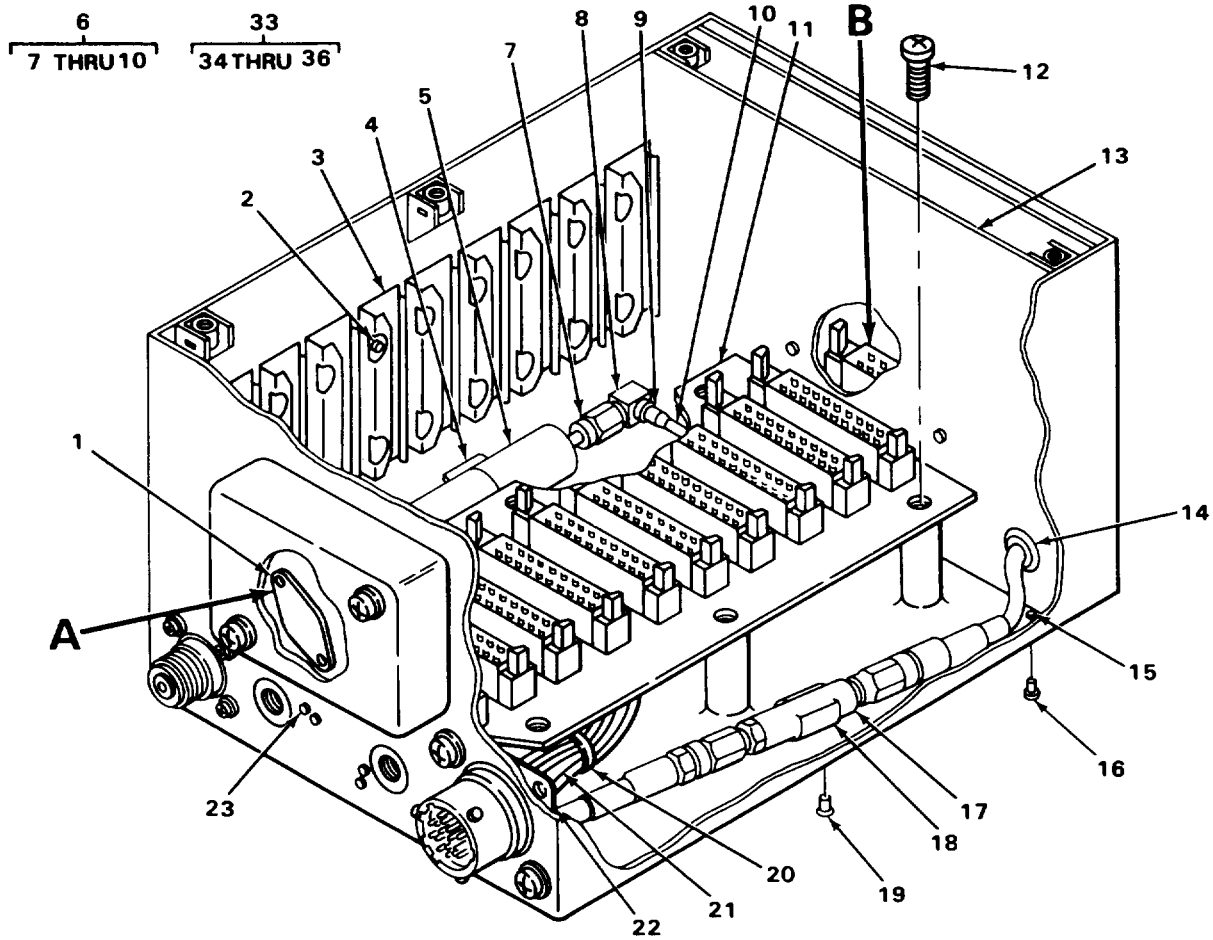
Figure 8. Comparator, CM-440/APR-39(V), Cover Removed

EL184008

SECTION II

TM 11-5841-283-24P/NAVAIR 16-30APR39-3

(1) ILLUSTRATION		(2)	(3)	(4)	(5)	(6)	(7)	(8)
(a) FIG NO.	(b) FIG NO.	SMR CODE	NATIONAL STOCK NUMBER	FSCM	PART NUMBER	DESCRIPTION USABLE ON CODE	U/M	QTY INC UNIT
8	1	XBFHH		80063	SM-D-877152	CASE,COMPARATOR	EA	1
8	2	PAFFF	5841-01-053-6446	80063	SM-C-877032	CIRCUIT CARD ASSEMB A1	EA	1
8	3	PAFFF	5841-01-053-6647	80063	SM-C-877056	CIRCUIT CARD ASSEMB A2	EA	1
8	4	PAFFF	5841-01-040-4370	80063	SM-C-877060	CIRCUIT CARD ASSEMB A3	EA	1
8	5	PAFFF	5841-01-040-4369	80063	SM-C-877005	CIRCUIT CARD ASSEMB A4	EA	1
8	6	PAFFF	5841-01-040-4371	80063	SM-C-876994	CIRCUIT CARD ASSEMB A5	EA	1
8	7	PAFFF	5841-01-040-3973	80063	SM-C-877027	CIRCUIT CARD ASSEMB A6	EA	1
8	8	PAFFF	5841-01-047-9274	80063	SM-C-877013	CIRCUIT CARD ASSEMB A7	EA	1
8	9	PAFDD	5841-01-040-3974	80063	SM-C-877058	CIRCUIT CARD ASSEMB A8	EA	1
8	10	PAFFF	5841-01-040-3975	80063	SM-C-877012	CIRCUIT CARD ASSEMB A9,A10	EA	2
8	11	PAFFF	5841-01-040-3976	80063	SM-C-877009	CIRCUIT CARD ASSEMB A11	EA	1
8	12	PAFZZ	5310-00-850-8674	72962	F22A27M22-40	NUT,SELF-LOCKING,PL.....	EA	6
8	13	PAFZZ	5320-00-534-0609	96906	MS20470AD2-2	RIVET,SOLID	EA	2



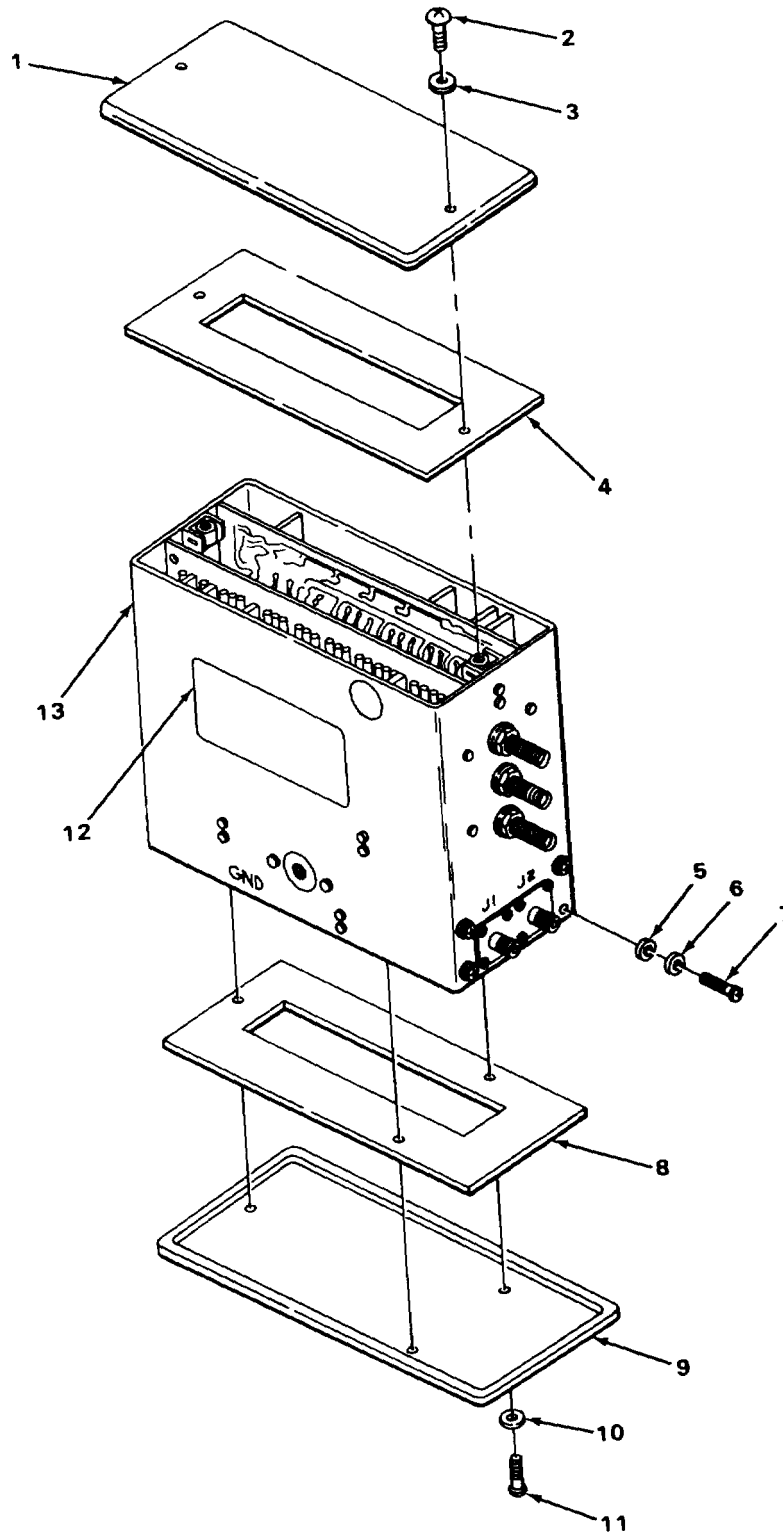
EL18H009

Figure 9. Comparator, CM-44/APR-39(V), Cover and Modules Removed

SECTION II

TM 11-5841-283-24P/NAVAIR 16-30APR39-3

(1) ILLUSTRATION		(2)	(3)	(4)	(5)	(6)	(7)	(8)
(a) FIG NO.	(b) ITEM NO.	SMR CODE	NATIONAL STOCK NUMBER	FSCM	PART NUMBER	DESCRIPTION	U/M	QTY INC IN UNIT
						USABLE ON CODE		
9	1	PAFZZ	5999-00-410-5450	13103	43-66-1	INSULATOR,SEMICONDU	EA	1
9	2	PAFZZ	5320-00-534-0609	96906	MS20470AD2-2	RIVET,SOLID	EA	2
9	3	PAFZZ	5865-00-944-0719	07387	35-5B2-3	RETAINER,CIRCUIT CA	EA	22
9	4	XBFZZ		99378	100-300-8A12	CLIP,SPRING TENSION	EA	1
9	5	PAFZZ	5915-01-041-6463	53294	BC-126	FILTER,BAND PASS	EA	1
9	6	XBFL		80063	SM-C-877252	CABLE ASSEMBLY	EA	1
9	7	PAFZZ	5935-01-007-6385	81349	M39012/57-3028	CONNECTOR,PLUG,ELEC	EA	1
9	8	PAFZZ	5935-00-325-4479	81349	M39012-56-3026	CONNECTOR,PLUG,ELEC	EA	1
9	9	XBFZZ		06090	RT876-1-8WHITE	TUBING,HEAT	FT	V
9	10	PAFZZ	6145-00-918-9494	81349	M17/113-RG316	CABLE,RADIO FREQUEN	FT	V
9	11	PAFFF	5841-01-040-3971	80063	SM-C-877021	CIRCUIT CARD ASSEMB	EA	1
9	12	PAFZZ	5305-00-054-6650	96906	MS51957-26	SCREW,MACHINE	EA	6
9	13	XBFZZ		80063	SM-B-877276	PARTITION ASSEMBLY	EA	1
9	14	PAFZZ	5325-00-286-6047	96906	MS35489-1	GROMMET,NONMETALLIC	EA	3
9	15	PAFZZ	5310-00-728-6367	96906	MS21080-3	NUT,SELF-LOCKING,PL	EA	5
9	16	PAFZZ	5320-00-117-6938	18876	801118	RIVET,SOLID	EA	2
9	17	PAFZZ	5895-01-042-5682	96341	MA7715A0104	DETECTOR,RADIO FREQ	EA	1
9	18	PAFZZ	5340-00-016-7575	80205	NAS1464-032-04C	CLIP,SPRING TENSION	EA	1
9	19	PAFZZ	5320-00-117-6937	96906	MS20426AD3-3	RIVET,SOLID	EA	1
9	20	PAFZZ	5975-00-727-5153	96906	MS3367-4-9	STRAP,TIEDOWN,ELECT	EA	12
9	21	XBFZZ		80063	SM-D-877287	CABLE HARNESS	EA	1
9	22	PAFZZ	5935-01-060-8845	04967	FSU-1201	PLATE,RETAINING,ELE	EA	1
9	23	PAFZZ	5320-00-233-4781	96906	MS20426AD2-2	RIVET,SOLID	EA	2
9	24	PAFZZ	5305-00-054-5650	96906	MS51957-16	SCREW,MACHINE	EA	1
9	25	PAFZZ	5940-00-614-0537	96906	MS35431-1	TERMINAL,LUG	EA	1
9	26	PAFZZ	5310-00-934-9748	96906	MS35649-244	NUT,PLAIN,HEXAGON	EA	2
9	27	PAFZZ	5310-00-933-8118	96906	MS35338-135	WASHER,LOCK	EA	2
9	28	PAFZZ	5310-00-782-1349	96906	MS15795-804	WASHER,FLAT	EA	2
9	29	PAFZZ	5310-01-043-1404	86928	5607-66	WASHER,SHOULDERED	EA	1
9	30	PAFZZ	5305-00-054-5652	96906	MS51957-18	SCREW,MACHINE	EA	1
9	31	PAFZZ	5305-00-054-5648	96906	MS51957-14	SCREW,MACHINE	EA	1
9	32	PAFZZ	5999-01-082-9817	07387	35-7B1-4-3	HOLDER,ELECTRICAL C	EA	2
9	33	XBFZZ		80063	SM-C-877253	CABLE ASSEMBLY	EA	1
9	34	PAFZZ	6145-00-918-9494	81349	M17/113-RG316	CABLE,RADIO FREQUEN	FT	V
9	35	PAFZZ	5935-00-325-9392	81349	M39012-55-3026	CONNECTOR,PLUG,ELEC	EA	1
9	36	XBFZZ		06090	RT876-1-8WHITE	TUBING,HEAT	FT	V
9	37	PAFZZ	5940-00-051-6257	81349	SE079B01	TERMINAL,STUD	EA	1
9	38	PAFZZ	5905-00-106-3666	81349	RCR07G103JS	RESISTOR,FIXED,COMP	EA	1
9	39	XBFZZ	5935-01-042-5110	91662	00-8218-020-722-103	CONNECTOR,RECEPTACL	EA	1



EL18H010

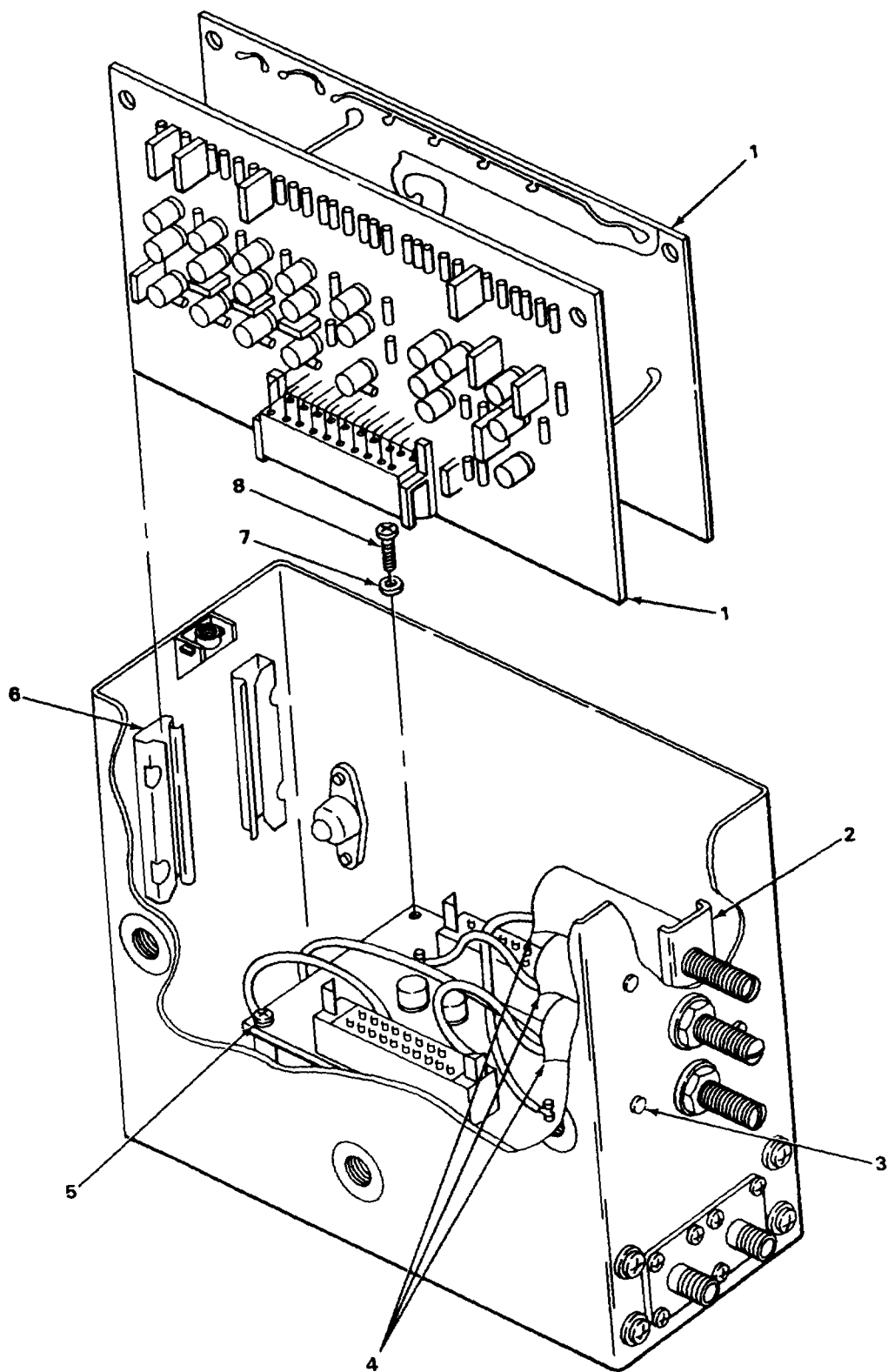
Figure 10. Receiver, Radar R-1838/APR-39(V), Front View

SECTION II

TM 11-5841-283-24P/NAVAIR 16-30APR39-3

(1) ILLUSTRATION		(2)	(3)	(4)	(5)	(6) DESCRIPTION	(7)	(8) QTY INC UNIT
(a) FIG NO.	(b) ITEM NO.	SMR CODE	NATIONAL STOCK NUMBER	FSCM	PART NUMBER	USABLE ON CODE	UM	
						GROUP 04 RECEIVER,RADAR,R-1839/APR-39(V)		
10	1	PPFZZ		80063	SM-C-877208	COVER ASSEMBLY, TOP	EA	1
10	2	PAFZZ	5305-00-054-5649	96906	MS51957-15	SCREW, MACHINE	EA	2
10	3	PAFZZ	5310-00-782-1349	96906	MS15795-804	WASHER, FLAT	EA	2
10	4	XBFZZ		80063	SM-C-876971-1	GASKET, COVER	EA	1
10	5	PAFZZ	5310-00-550-3715	96906	MS35333-70	WASHER, LOCK	EA	4
10	6	PAFZZ	5310-00-057-0573	88769	91921002	WASHER, FLAT	EA	4
10	7	PAFZZ	5305-00-054-5649	96906	MS51957-15	SCREW, MACHINE	EA	,
10	8	XBFZZ		80063	SM-C-876971-2	GASKET, COVER	EA	1
10	9	PAFZZ	5841-01-153-8031	80063	SM-C-877209	COVER ASSEMBLY, RADA	EA	1
10	10	PAFZZ	5310-00-782-1349	96906	MS15795-804	WASHER, FLAT	EA	3
10	11	PAFZZ	5305-00-054-5649	96906	MS51957-15	SCREW, MACHINE	EA	3
10	12	XBFZZ		80063	SM-D-877048-4	NAMEPLATE	EA	1
10	13	XBFFF		80063	SM-D-876991	CASE, RIVETTING	EA	1

TM 11-5841-283-24P/NAVAIR 16-30APR39-3

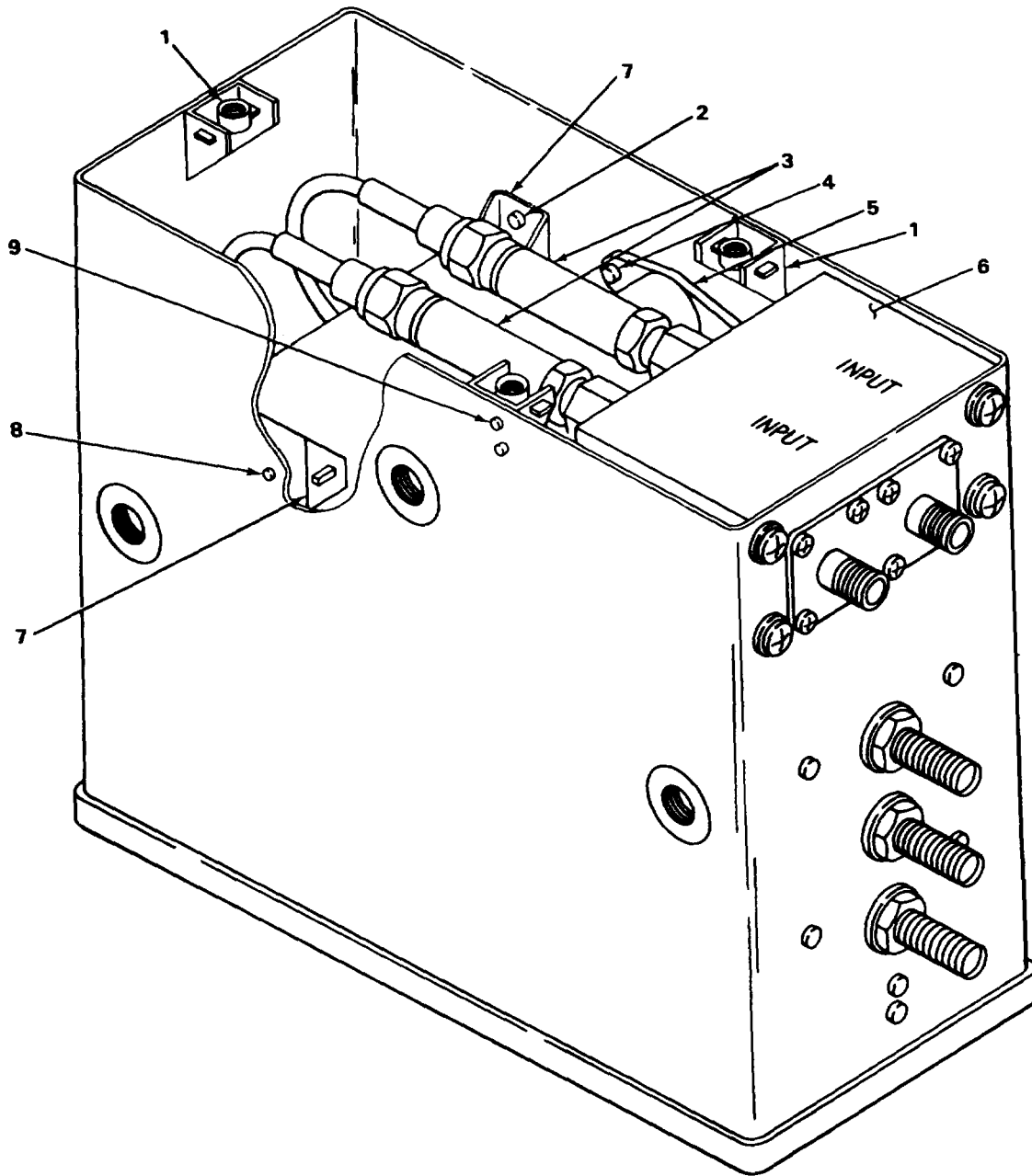


EL18H011

Figure 11. Receiver, Radar R-1838/APR-39(V), Cover Removed

SECTION II

(1) ILLUSTRATION		(2)	(3)	(4)	(5)	(6)	(7)	(8)
(a) FIG NO.	(b) ITEM NO.	SMR CODE	NATIONAL STOCK NUMBER	FSCM	PART NUMBER	DESCRIPTION USABLE ON CODE	U/M	QTY INC UNIT
11	1	PAFFF	5841-01-053-6446	80063	SM-C-877032	CIRCUIT CARD ASSEMB	EA	2
11	2	PAFZZ	5915-01-040-9235	80063	SM-B-876968	RETAINER,FILTER	EA	1
11	3	PAFZZ	5320-00-534-0609	96906	MS20470AD2-2	RIVET,SOLID	EA	8
11	4	PAFZZ	5915-01-047-2075	80063	SM-C-876974	FILTER,ELECTRICAL	EA	3
11	5	PAFHH	5841-01-043-8445	80063	SM-C-877025	CIRCUIT CARD ASSEMB	EA	1
11	6	PAFZZ	5865-00-944-0719	07387	35-5B2-3	RETAINER,CIRCUIT CA	EA	4
11	7	PAFZZ	5310-00-057-0573	88769	91921002	WASHER,FLAT	EA	8
11	8	PAFZZ	5305-00-054-5648	96906	MS51957-14	SCREW,MACHINE	EA	4



EL1B012

Figure 12. Receiver, Radar R-1838/APR-39(V), Bottom View, Cover Removed

SECTION II

TM 11-5841-283-24P/NAVAIR 16-30APR39-3

(1) ILLUSTRATION		(2)	(3)	(4)	(5)	(6)	(7)	(8)
(a) FIG. NO.	(b) ITEM NO.	SMR CODE	NATIONAL STOCK NUMBER	FSCM	PART NUMBER	DESCRIPTION USABLE ON CODE	U/M	QTY INC UNIT
12	1	PAFZZ	5310-00-850-8674	72962	F22A27M22-40	NUT,SELF-LOCKING,PL	EA	9
12	2	PAFZZ	5320-00-534-0609	96906	MS20470AD2-2	RIVET,SOLID	EA	12
12	3	PAFZZ	5895-01-042-7341	96341	MA7715A0103	DETECTOR,AUDIO FREQ	EA	2
12	4	PAFZZ	5320-00-117-6814	88044	AN470AD3-3	RIVET,SOLID	EA	2
12	5	PAFZZ	5310-00-208-2674	72962	22NKA1-02	NUT,SELF-LOCKING,PL	EA	1
12	6	PAFZZ	5915-01-042-7629	53294	F1526A	FILTER,HIGH PASS	EA	1
12	7	PAFZZ	5310-00-208-2674	72962	22NKA1-02	NUT,SELF-LOCKING,PL	EA	3
12	8	PAFZZ	5320-00-117-6937	96906	MS20426AD3-3	RIVET,SOLID	EA	1
12	9	PAFZZ	5320-00-233-4781	96906	MS20426AD2-2	RIVET,SOLID	EA	6

SECTION IV NATIONAL STOCK NUMBER AND PART NUMBER INDEX TM 11-5841-283-24P/NAVAIR 16-30APR-39-3
 NOTE: LATEST NATIONAL STOCK NUMBER AND PART NUMBER ASSIGNMENTS ARE INCLUDED AT END OF INDEX

STOCK NUMBER	FIGURE NO.	ITEM NO.	STOCK NUMBER	FIGURE NO.	ITEM NO.
5340-00-016-7575	9	18	5330-00-845-3612	3	10
5310-00-043-4708	5	9	5310-00-850-8674	8	12
5310-00-045-5202	2	27	5310-00-850-8674	12	1
5940-00-051-6257	5	6	5355-00-850-9799	3	5
5940-00-051-6257	9	37	5325-00-886-3733	2	10
5305-00-054-5637	7	11	5970-00-905-2068	2	8
5305-00-054-5648	4	5	5970-00-905-2068	6	13
5305-00-054-5648	9	31	6145-00-918-9494	9	10
5305-00-054-5648	11	8	6145-00-918-9494	9	34
5305-00-054-5649	5	14	5310-00-928-2690	5	10
5305-00-054-5649	6	8	5310-00-933-8118	2	21
5305-00-054-5649	7	2	5310-00-933-8118	6	9
5305-00-054-5649	10	2	5310-00-933-8118	7	8
5305-00-054-5649	10	7	5310-00-933-8118	9	21
5305-00-054-5649	10	11	5310-00-934-9746	2	19
5305-00-054-5650	4	3	5310-00-934-9748	9	26
5305-00-054-5650	9	24	5920-00-938-7660	2	24
5305-00-054-5651	6	14	5930-00-942-4072	2	18
5305-00-054-5652	9	30	5930-00-943-4957	2	15
5305-00-054-5653	2	20	5865-00-944-0719	9	3
5305-00-054-5653	7	9	5865-00-944-0719	11	6
5305-00-054-6650	9	12	5310-00-973-8660	2	12
5305-00-056-9961	6	4	5935-01-007-6385	9	7
5310-00-057-0573	2	22	5841-01-024-7739	1	6
5310-00-057-0573	3	3	5841-01-025-0378	1	7
5310-00-057-0573	4	6	5985-01-026-3926	1	1
5310-00-057-0573	6	10	5985-01-026-3927	1	3
5310-00-057-0573	10	6	5841-01-031-5890	1	4
5310-00-057-0573	11	7	5985-01-035-5970	1	2
5905-00-106-3666	9	38	5841-01-037-8716	1	5
5320-00-117-6814	12	4	5841-01-040-3968	2	4
5320-00-117-6937	9	19	5841-01-040-3969	6	3
5320-00-117-6937	12	8	5841-01-040-3970	5	2
5320-00-117-6938	9	16	5841-01-040-3971	9	11
5310-00-208-2674	12	5	5841-01-040-3973	8	7
5310-00-208-2674	12	7	5841-01-040-3974	8	9
5305-00-225-6400	2	2	5841-01-040-3975	8	10
5340-00-232-9083	2	5	5841-01-040-3976	8	11
5320-00-233-4781	9	23	5841-01-040-4369	8	5
5320-00-233-4781	12	9	5841-01-040-4370	8	4
5305-00-242-7275	3	4	5841-01-040-4371	8	6
5935-00-256-1911	7	7	5915-01-040-9235	11	2
5325-00-286-6047	9	14	5915-01-041-6463	9	5
5935-00-325-4479	9	8	5960-01-041-6802	5	4
5935-00-325-9392	9	35	5950-01-041-7972	6	1
5930-00-345-6860	2	16	5905-01-042-1746	5	5
5305-00-402-4558	3	8	5905-01-042-2739	5	7
5999-00-410-5450	6	6	5935-01-042-5110	9	39
5999-00-410-5450	9	1	5895-01-042-5682	9	17
5935-00-426-4271	4	7	5895-01-042-7341	12	3
5935-00-439-3748	2	6	5915-01-042-7629	12	6
5305-00-448-6456	2	13	5310-01-043-1404	9	29
5961-00-468-2765	6	7	5841-01-043-8445	11	5
5961-00-468-2765	7	6	6210-01-044-0002	3	1
5320-00-534-0609	8	13	5360-01-047-2074	3	7
5320-00-534-0609	9	2	5915-01-047-2075	11	4
5320-00-534-0609	11	3	5841-01-047-9274	8	8
5320-00-534-0609	12	2	5999-01-048-5230	6	17
5310-00-543-4652	7	12	5841-01-048-5922	5	1
5310-00-550-3715	10	5	5935-01-052-3406	5	12
5905-00-577-1759	2	9	5841-01-053-6446	8	2
5310-00-584-3782	4	2	5841-01-053-6446	11	1
5940-00-614-0537	6	12	5841-01-053-6447	8	3
5940-00-614-0537	9	25	5935-01-060-8845	9	22
5975-00-727-5153	6	15	5935-01-061-1483	2	23
5975-00-727-5153	9	20	5999-01-082-9817	9	32
5310-00-728-6367	9	15	5841-01-088-2691	2	17
5970-00-761-1795	6	11	5841-01-088-2694	2	11
5355-00-762-1489	2	14	5950-01-088-2736	2	28
5310-00-782-1349	7	3	4730-01-092-8457	6	2
5310-00-782-1349	7	10	5920-01-107-9501	2	25
5310-00-782-1349	9	28	5841-01-130-4118	3	11
5310-00-782-1349	10	3	5841-01-141-8686	3	9
5310-00-782-1349	10	10	5841-01-143-6840	3	2
5310-00-811-0494	2	16A	5841-01-145-0532	4	1
5310-00-812-4294	5	11	5841-01-153-8031	10	9
5305-00-814-1707	5	8			

SECTION IV

NATIONAL STOCK NUMBER AND PART NUMBER INDEX

TM 11-5841-283-24P/NAVAIR 16-30APR39-3

FSCM	PART NUMBER	FIGURE NO.	ITEM NO.	FSCM	PART NUMBER	FIGURE NO.	ITEM NO.
88044	AN470AD3-3	12	4	96906	MS91528-0N1B	3	5
88044	AN960C4L	4	2	81349	M17/113-RG316	9	10
80058	AS-2890/APR-39V	1	3	81349	M17/113-RG316	9	34
80058	AS-2891/APR-39(V)	1	1	81349	MS3053/8-004-C	2	8
80058	AS-2892/APR-39(V)	1	2	81349	M23053/8-004-C	6	13
53294	BC-126	9	5	81349	M23053/8-005-C	6	11
80058	C-9326APR-39V	1	7	81349	M24308-3-3	2	6
80058	CM-440APR-39V	1	6	81349	M39012-55-3026	9	35
99409	C9740-1	6	1	81349	M39012-56-3026	9	8
71468	D110277	2	5	81349	M39012/57-3028	9	7
81349	FM02A125V-2A	2	24	81349	M8805-96-010	2	16
04967	FSU-1201	9	22	80205	NAS1464-032-04C	9	18
53294	F1526A	12	6	80205	NAS671C2	5	11
72962	F22A27M22-40	8	12	72794	PFSC3-1-2-38BLK	2	10
72962	F22A27M22-40	12	1	72792	PFSC31-238BK	2	3
76599	HF32SS	6	2	80058	R-1838APR-39V	1	4
80058	1P-1150APR-39V	1	5	81349	RCR07G103JS	9	38
18778	KC3055P28	5	4	81349	RER60F11R5R	5	7
81640	L10500R	3	1	06090	RT876-1-8WHITE	9	9
96341	MA7715A0103	12	3	06090	RT876-1-8WHITE	9	36
96341	MA7715A0104	9	17	81349	RV6NAYSD501A	2	9
96906	MS15795-804	7	3	81349	SE079B01	5	6
96906	MS15795-804	7	10	81349	SE079B01	9	37
96906	MS15795-804	9	28	80063	SM-B-416009-1	2	12
96906	MS15795-804	10	3	80063	SM-B-876946	6	5
96906	MS15795-804	10	10	80063	SM-B-876952	4	4
96906	MS15795-903	2	27	80063	SM-B-876968	11	2
96906	MS20426AD2-2	9	23	80063	SM-B-877276	9	13
96906	MS20426AD2-2	12	9	80063	SM-C-876935	3	11
96906	MS20426AD3-3	9	19	80063	SM-C-876936	3	9
96906	MS20426AD3-3	12	8	80063	SM-C-876954	3	6
96906	MS20470AD2-2	8	13	80063	SM-C-876956	3	7
96906	MS20470AD2-2	9	2	80063	SM-C-876971-1	10	4
96906	MS20470AD2-2	11	3	80063	SM-C-876971-2	10	8
96906	MS20470AD2-2	12	2	80063	SM-C-876974	11	4
96906	MS21080-3	9	15	80063	SM-C-876985	7	5
96906	MS24693CB7	2	26	80063	SM-C-876986	7	4
96906	MS24693C3	2	2	80063	SM-C-876989-3	5	12
96906	MS24693C4	6	4	80063	SM-C-876994	8	6
96906	MS27499E10B35P	4	7	80063	SM-C-877001	6	3
96906	MS27508E12B35P	7	7	80063	SM-C-877004	5	2
96906	MS3367-4-9	6	15	80063	SM-C-877005	8	5
96906	MS3367-4-9	9	20	80063	SM-C-877009	8	11
96906	MS35333-69	7	12	80063	SM-C-877012	8	10
96906	MS35333-70	10	5	80063	SM-C-877013	8	8
96906	MS35338-134	5	10	80063	SM-C-877021	9	11
96906	MS35338-135	2	21	80063	SM-C-877025	11	5
96906	MS35338-135	6	9	80063	SM-C-877027	8	7
96906	MS35338-135	7	8	80063	SM-C-877032	8	2
96906	MS35338-135	9	27	80063	SM-C-877032	11	1
96906	MS35431-1	6	12	80063	SM-C-877036	2	4
96906	MS35431-1	9	25	80063	SM-C-877056	8	3
96906	MS35489-1	9	14	80063	SM-C-877058	8	9
96906	MS35649-244	9	26	80063	SM-C-877060	8	4
96906	MS35649-245	2	19	80063	SM-C-877161	2	1
96906	MS51957-1B	3	8	80063	SM-C-877208	10	1
96906	MS51957-14	4	5	80063	SM-C-877209	10	9
96906	MS51957-14	9	31	80063	SM-C-877210	7	1
96906	MS51957-14	11	8	80063	SM-C-877252	9	6
96906	MS51957-15	5	14	80063	SM-C-877253	9	33
96906	MS51957-15	6	8	80063	SM-C-877265	2	28
96906	MS51957-15	7	2	80063	SM-C-877301	2	17
96906	MS51957-15	10	2	80063	SM-D-876940	4	1
96906	MS51957-15	10	7	80063	SM-D-876950	5	13
96906	MS51957-15	10	11	80063	SM-D-876953	3	2
96906	MS51957-15B	3	4	80063	SM-D-876983	5	3
96906	MS51957-16	4	3	80063	SM-D-876991	10	13
96906	MS51957-16	9	24	80063	SM-D-877048-4	10	12
96906	MS51957-17	6	14	80063	SM-D-877070	2	11
96906	MS51957-18	9	30	80063	SM-D-877090	5	1
96906	MS51957-19	2	20	80063	SM-D-871152	8	1
96906	MS51957-19	7	9	80063	SM-D-877162	5	5
96906	MS51957-26	9	12	80063	SM-D-877257	2	7
96906	MS51957-3	7	11	80063	SM-D-877282	6	16
96906	MS51957-31B	2	13	80063	SM-D-877287	9	21
96906	MS75028-22	2	15	91662	00-8218-020-722-103	9	39
96906	MS75029-22	2	18	99378	100-300-8A12	9	4
96906	MS9021-150	3	10	30876	11-00002	6	17
96906	MS90335-1	2	23	78189	1714-05	2	16A
96906	MS91528-0E1B	2	14	81349	2N3584	6	7

SECTION IV

NATIONAL STOCK NUMBER AND PART NUMBER INDEX

TM 11-5841-283-24P/NAVAIR 16-30APR-39-3

FSCM	PART NUMBER	FIGURE NO.	ITEM NO.	FSCM	PART NUMBER	FIGURE NO.	ITEM NO.
81349	2N3584	7	6	86928	5607-66	9	29
72962	22NKA1-02	12	5	03640	6079033	5	8
72962	22NKA1-02	12	7	18876	801118	9	16
75915	282002	2	25	88769	91921002	2	22
13499	310-0470-080	5	9	88769	91921002	3	3
07387	35-5B2-3	9	3	88769	91921002	4	6
07387	35-5B2-3	11	6	88769	91921002	6	10
07387	35-781-4-3	9	32	88769	91921002	10	6
13103	43-66-1	6	6	88769	91921002	11	7
13103	43-66-1	9	1				

LATEST PART NUMBER ASSIGNMENTS

FSCM	PART NUMBER	FIGURE NO.	ITEM NO.
80063	SM-D-877048-1	2	29
80063	SM-D-877048-2	3	12
80063	SM-D-877048-3	7	13

By Order of the Secretaries of the Army and the Navy:

Official:

JOHN A. WICKHAM JR.
General, United States Army
Chief of Staff

ROBERT M. JOYCE
Major General, United States Army
The Adjutant General

G. B. SCHICK, JR.
Rear Admiral, United States Navy
Commander, Naval Electronic
Systems Command

DI STRI BUTI ON:

To be distributed in accordance with DA Form 12-36B, Organizational Maintenance Requirements for AN/APR-39

RECOMMENDED CHANGES TO EQUIPMENT TECHNICAL PUBLICATIONS



THEN...JOT DOWN THE DOPE ABOUT IT ON THIS FORM. CAREFULLY TEAR IT OUT, FOLD IT AND DROP IT IN THE MAIL.

SOMETHING WRONG WITH THIS PUBLICATION?

FROM: (PRINT YOUR UNIT'S COMPLETE ADDRESS)

DATE SENT

PUBLICATION NUMBER

TM 11-5841-283-24P

PUBLICATION DATE

29 Sept 1983

PUBLICATION TITLE Radar Signal

Detecting Set AN/APR-39(V)1

BE EXACT PIN-POINT WHERE IT IS

PAGE NO.

PARA-GRAPH

FIGURE NO.

TABLE NO.

IN THIS SPACE TELL WHAT IS WRONG AND WHAT SHOULD BE DONE ABOUT IT:

TEAR ALONG PERFORATED LINE

PRINTED NAME GRADE OR TITLE AND TELEPHONE NUMBER

SIGN HERE

DA FORM 2028-2
1 JUL 79

PREVIOUS EDITIONS ARE OBSOLETE

P.S.--IF YOUR OUTFIT WANTS TO KNOW ABOUT YOUR RECOMMENDATION MAKE A CARBON COPE OF THIS AND GIVE IT TO YOUR HEADQUARTERS.

FILL IN YOUR
UNIT'S ADDRESS

FOLD BACK

DEPARTMENT OF THE ARMY

TEAR ALONG PERFORATED LINE

Commander
US Army Communications-Electronics Command
and Fort Monmouth
ATTN: DRSEL-ME-MP
Fort Monmouth, New Jersey 07703

THE METRIC SYSTEM AND EQUIVALENTS

LENGTH MEASURE

1 Centimeter = 10 Millimeters = 0.01 Meters = 0.3937 Inches
 1 Meter = 100 Centimeters = 1000 Millimeters = 39.37 Inches
 1 Kilometer = 1000 Meters = 0.621 Miles

WEIGHTS

1 Gram = 0.001 Kilograms = 1000 Milligrams = 0.035 Ounces
 1 Kilogram = 1000 Grams = 2.2 lb.
 1 Metric Ton = 1000 Kilograms = 1 Megagram = 1.1 Short Tons

LIQUID MEASURE

1 Milliliter = 0.001 Liters = 0.0338 Fluid Ounces
 1 Liter = 1000 Milliliters = 33.82 Fluid Ounces

SQUARE MEASURE

1 Sq. Centimeter = 100 Sq. Millimeters = 0.155 Sq. Inches
 1 Sq. Meter = 10,000 Sq. Centimeters = 10.76 Sq. Feet
 1 Sq. Kilometer = 1,000,000 Sq. Meters = 0.386 Sq. Miles

CUBIC MEASURE

1 Cu. Centimeter = 1000 Cu. Millimeters = 0.06 Cu. Inches
 1 Cu. Meter = 1,000,000 Cu. Centimeters = 35.31 Cu. Feet

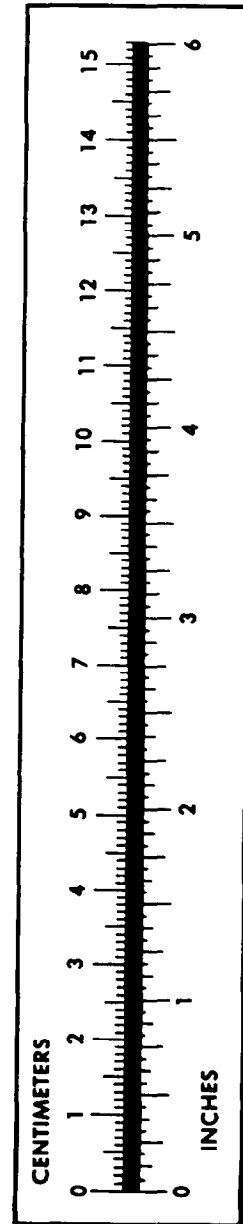
TEMPERATURE

$5/9(^{\circ}\text{F} - 32) = ^{\circ}\text{C}$
 212° Fahrenheit is equivalent to 100° Celsius
 90° Fahrenheit is equivalent to 32.2° Celsius
 32° Fahrenheit is equivalent to 0° Celsius
 $9/5^{\circ}\text{C} + 32 = ^{\circ}\text{F}$

APPROXIMATE CONVERSION FACTORS

TO CHANGE	TO	MULTIPLY BY
Inches	Centimeters	2.540
Feet	Meters	0.305
Yards	Meters	0.914
Miles	Kilometers	1.609
Square Inches	Square Centimeters	6.451
Square Feet	Square Meters	0.093
Square Yards	Square Meters	0.836
Square Miles	Square Kilometers	2.590
Acres	Square Hectometers	0.405
Cubic Feet	Cubic Meters	0.028
Cubic Yards	Cubic Meters	0.765
Fluid Ounces	Milliliters	29.573
its	Liters	0.473
arts	Liters	0.946
allons	Liters	3.785
Ounces	Grams	28.349
Pounds	Kilograms	0.454
Short Tons	Metric Tons	0.907
Pound-Feet	Newton-Meters	1.356
Pounds per Square Inch	Kilopascals	6.895
Miles per Gallon	Kilometers per Liter	0.425
Miles per Hour	Kilometers per Hour	1.609

TO CHANGE	TO	MULTIPLY BY
Centimeters	Inches	0.394
Meters	Feet	3.280
Meters	Yards	1.094
Kilometers	Miles	0.621
Square Centimeters	Square Inches	0.155
Square Meters	Square Feet	10.764
Square Meters	Square Yards	1.196
Square Kilometers	Square Miles	0.386
Square Hectometers	Acres	2.471
Cubic Meters	Cubic Feet	35.315
Cubic Meters	Cubic Yards	1.308
Milliliters	Fluid Ounces	0.034
Liters	Pints	2.113
Liters	Quarts	1.057
ers	Gallons	0.264
ms	Ounces	0.035
ograms	Pounds	2.205
Metric Tons	Short Tons	1.102
Newton-Meters	Pounds-Feet	0.738
Kilopascals	Pounds per Square Inch	0.145
ometers per Liter	Miles per Gallon	2.354
ometers per Hour	Miles per Hour	0.621



PIN : 032402-000

This fine document...

Was brought to you by me:



[Liberated Manuals -- free army and government manuals](#)

Why do I do it? I am tired of sleazy CD-ROM sellers, who take publicly available information, slap “watermarks” and other junk on it, and sell it. Those masters of search engine manipulation make sure that their sites that sell free information, come up first in search engines. They did not create it... They did not even scan it... Why should they get your money? Why are not letting you give those free manuals to your friends?

I am setting this document FREE. This document was made by the US Government and is NOT protected by Copyright. Feel free to share, republish, sell and so on.

I am not asking you for donations, fees or handouts. If you can, please provide a link to [liberatedmanuals.com](http://www.liberatedmanuals.com), so that free manuals come up first in search engines:

<A HREF=<http://www.liberatedmanuals.com/>>Free Military and Government Manuals

- Sincerely
Igor Chudov
<http://igor.chudov.com/>
- [Chicago Machinery Movers](#)