

INCH - POUND

MIL-DTL-38999K  
AMENDMENT 1  
25 MAY 2001

MILITARY SPECIFICATION SHEET

CONNECTORS, ELECTRICAL, CIRCULAR, MINIATURE, HIGH DENSITY,  
QUICK DISCONNECT (BAYONET, THREADED, AND BREECH COUPLING), ENVIRONMENT  
RESISTANT, REMOVABLE CRIMP AND HERMETIC SOLDER CONTACTS,  
GENERAL SPECIFICATION FOR

This amendment forms a part of MIL-DTL-38999K, dated 17 December 1999, and is approved for use by all Departments and Agencies of the Department of Defense.

PAGE 6

Paragraph 2.3, add the following 2 entries under ELECTRONIC INDUSTRIES ASSOCIATION (EIA):  
“ EIA-464-78 - Cavity to Cavity Leakage Bonding Integrity Test Procedure for Electrical Connectors.  
EIA-464-79 - Insert Bond Strength Test Procedure for Electrical Connectors”.

PAGE 12

Table II, Contact Size 20:  
Change Wire Size (AWG) from: “24, 22, 10” to “24, 22, 20”.

PAGE 19

Table VII, Group 1: Remove finish X and class S from shell-to-shell conductivity (2 places) and salt spray (corrosion) tests.

Table VII, Group 1, test paragraph column: For salt spray (corrosion) test, change test paragraph number from “4.5.12” to “4.5.12.1”.

Table VII, Group 1, after the “Altitude immersion (except hermetics 1/)” test, indent by 3 spaces the following 2 tests:

“ Insulation resistance at ambient temperature  
Dielectric withstanding voltage at sea level”

Table VII, Group 2, after the “Altitude-low temperature” test, indent by 3 spaces the following 2 tests:

“ Insulation resistance at ambient temperature  
Dielectric withstanding voltage at sea level”

AMSC N/A

1 of 7

FSC 5935

DISTRIBUTION STATEMENT A. Approved for public release; distribution is unlimited.

MIL-DTL-38999K  
AMENDMENT 1

PAGE 19

Table VII, Group 2, after the "Humidity" test, indent by 3 spaces the following 2 tests:

- " Insulation resistance at ambient temperature
- Dielectric withstanding voltage at sea level"

Table VII, Group 2, Contact Retention Test:

Change test paragraph number in 2 places from: "4.5.19" to "4.5.19.1".

Table VII, Group 2, Shock Test:

Change test paragraph number from: "4.5.23" to "4.5.23.1".

Table VII, Group 2, Shock Test:

Change test paragraph number from: "4.5.23" to "4.5.23.1".

PAGE 20

Table VII, Group 3, after the "Humidity" test, indent by 3 spaces the following 2 tests:

- " Insulation resistance at ambient temperature
- Dielectric withstanding voltage at sea level"

Table VII, Group 5, after the "Fluid immersion" test, indent by 3 spaces the following test:

- " Contact retention"

PAGE 21

Table VII, Group 6, after the "Retention system fluid immersion" test, indent by 3 spaces the following 2 tests:

- " Dielectric withstanding voltage at sea level
- Coupling torque"

Table VII, Group 9 title: remove finishes R & U for series I & II.

Table VII, Group 9: add class R and remove class S from shell-to-shell conductivity (2 places) and salt spray (corrosion) tests.

PAGE 25

Page 25 paragraph 3.43 (Marking): delete sentence number 5 and replace it with the following:

"A single digit shell size and/or insert arrangement shall be marked with a single digit (example: shell size 8 shall be marked "8" not "08"), however, to allow existing stock to be exhausted, the use of 2 digits is allowed (example: shell size "8" maybe marked "08") for a period of one year from the date of this amendment 1".

MIL-DTL-38999K  
AMENDMENT 1

PAGE 25

Paragraph 3.43, subparagraph a:

Change paragraph number for Finish from: "(see 3.4.8.2)" to "(see 3.3.6.2)".

PAGE 26

Paragraph 3.43, subparagraph a:

Change paragraph number for Class "(see 1.3.1c & 3.4.8.2)" to "(see 1.3.1c & 3.3.6.2)".

PAGE 32

Table XIII, Requirement paragraph column for visual inspection test, :

Delete "3.1, 3.3, 3.4, 3.5, 3.43 and 3.4" and replace with "3.1, 3.3, 3.4, 3.5, 3.43 and 3.44".

PAGE 38

Paragraph 4.5.12.2, subparagraph a:

Replace the first sentence with the following: "The connectors (series I and II, finishes B, C, and E; and series III and IV, classes C, H, K, S, W, and Y) shall be tested for 452 hours mated followed by 48 hours unmated".

PAGE 46

Paragraph 4.5.45, Delete and replace with:

"4.5.45 Cavity to cavity insert bonding integrity (see 3.49). Unmated connectors shall be subjected to test procedure 78 of EIA-364."

Paragraph 4.5.46, subparagraph a, delete "(1.829)" and replace with "(1.219 meters)".

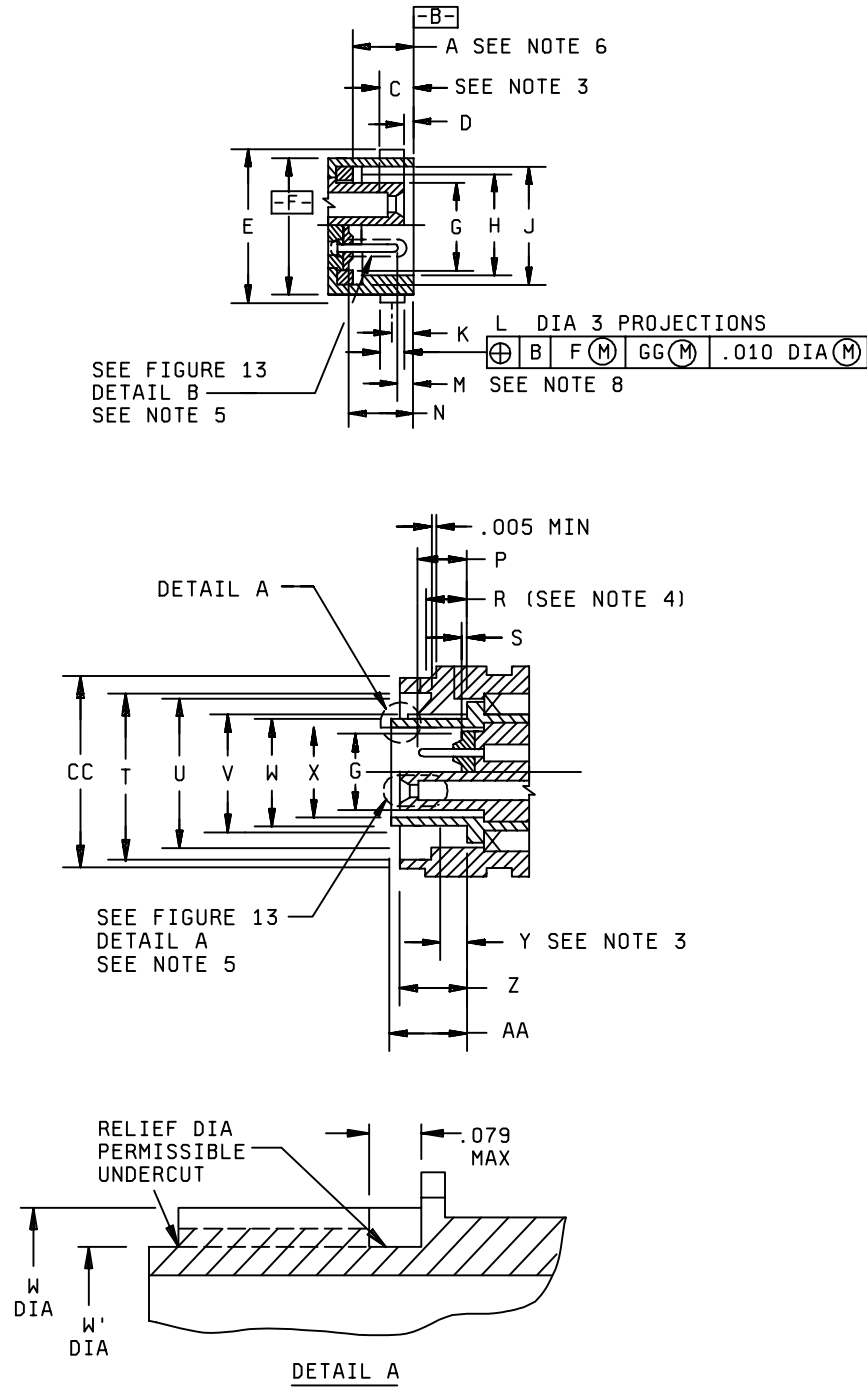
Paragraph 4.5.47, Delete and replace with:

"4.5.47 Insert bonding integrity (see 3.49). Unmated connectors shall be subjected to test procedure 79 of EIA-364."

MIL-DTL-38999K  
 AMENDMENT 1

PAGE 57

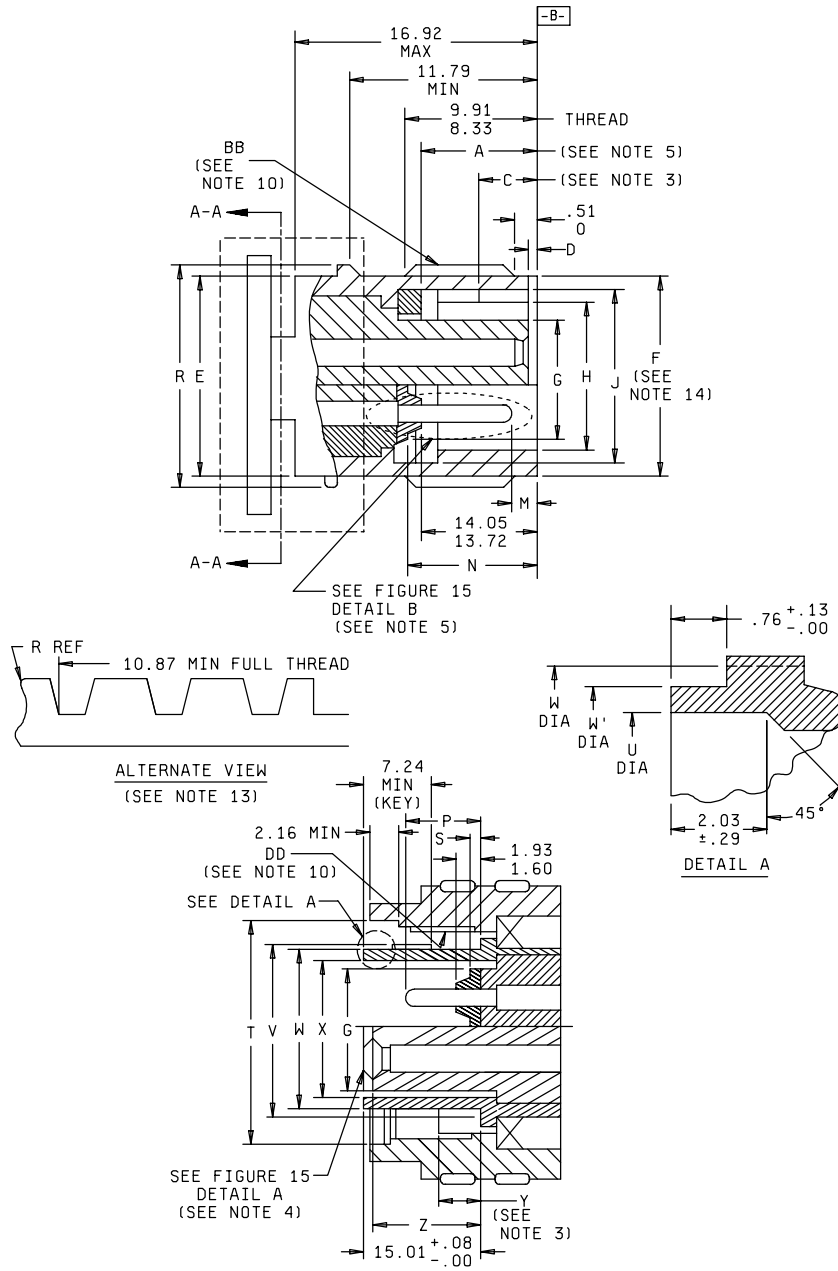
Figure 2, Delete and replace with:



MIL-DTL-38999K  
 AMENDMENT 1

PAGE 61

Figure 2, Delete and replace with:



PAGE 72

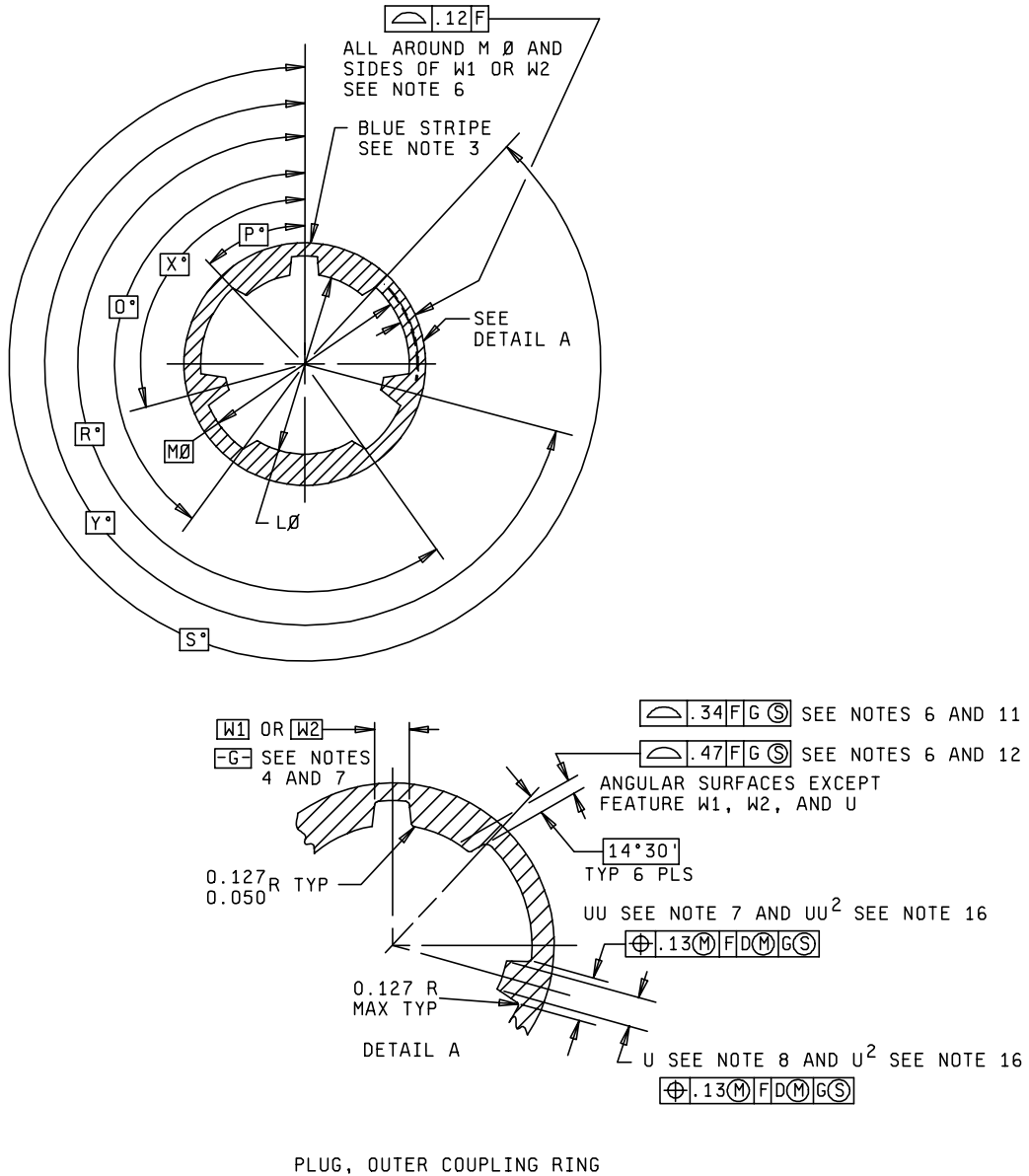
Figure 5, bottom table:

Change table heading from: "Series I Assemblies" to "Series II Assemblies".

MIL-DTL-38999K  
 AMENDMENT 1

PAGE 75

Figure 7, Delete and replace with:



MAIN KEY/KEYWAY POLARIZATION

PAGE 92

Figure 12, Style S, C dimension:

Replace "(ENTERANCE HOLE SEE NOTE 3)" with "(ENTERANCE HOLE SEE NOTE 3)".

MIL-DTL-38999K  
AMENDMENT 1

PAGE 95

Figure 13, Metric equivalents table, second column, delete and replace with the following:

Inches	mm
.0640	1.626
.0665	1.689
.067	1.70
.069	1.75
.071	1.80
.074	1.88
.077	1.96
.0830	2.108
.085	2.16

PAGE 107

Figure 26, bottom drawing:

Replace "(2 PUSH RODS FOR ADJUSTING SLIDIND SHORT)" with "(2 PUSH RODS FOR ADJUSTING SLIDING SHORT)".

CONCLUDING MATERIAL

Custodians:

Army – CR  
Navy – AS  
Air Force – 11  
DLA – CC

Preparing activity:

DLA – CC

(Project 5935–4318)

Review activities:

Army – AR, MI  
Navy – EC, MC, OS  
Air Force – 19, 99  
DLA – IS