

MIL-STD-290E
1 May 1981
SUPERSEDING
MIL-STD-290D
8 November 1976

MILITARY STANDARD
PACKAGING OF PETROLEUM
AND RELATED PRODUCTS



NO DELIVERABLE DATA
REQUIRED BY THIS
DOCUMENT

FSC PACK

DEPARTMENT OF DEFENSE
WASHINGTON, DC 20402

Packaging, Packing and Marking of Petroleum and Related Products

MIL-STD-290

1. This Standard has been approved by the Department of Defense and is mandatory for use by all Departments and Agencies of the Department of Defense.

2. Beneficial comments (recommendations, additions, deletions) and any pertinent data which may be of use in improving this document should be addressed to the Naval Supply Systems Command (SUP 0321), Washington, DC 20376, by using the self-addressed Standardization Document Improvement Proposal (DD Form 1426) appearing at the end of this document or by letter.

CONTENTS

| | | <u>Page</u> |
|-----------|--|-------------|
| 1. | Scope----- | 1 |
| 1.1 | Purpose----- | 1 |
| 1.2 | Application----- | 1 |
| 1.2.1 | Centrally Procured Items----- | 1 |
| 1.2.2 | Locally Procured Items----- | 1 |
| 1.3 | Options----- | 1 |
| 2. | Reference documents----- | 1 |
| 3. | Definitions----- | 3 |
| 3.1 | Commercial packaging----- | 3 |
| 3.2 | Exterior Pack----- | 3 |
| 3.3 | Intermediate Pack----- | 3 |
| 3.4 | Levels of Protection----- | 3 |
| 3.5 | Marking----- | 3 |
| 3.6 | Shelf life items----- | 3 |
| 3.6.1 | Type I shelf life item----- | 3 |
| 3.6.2 | Type II shelf life item----- | 4 |
| 3.7 | Unit Pack----- | 4 |
| 4. | General Requirements----- | 4 |
| 4.1 | Unit Containers----- | 4 |
| 4.2 | Coating of metal containers----- | 4 |
| 4.3 | Packing----- | 4 |
| 4.4 | Marking----- | 4 |
| 4.5 | Palletization----- | 4 |
| 4.6 | DOT Regulations----- | 4 |
| 5. | Detailed Requirements----- | 4 |
| 5.1 | Packing products in composite cans----- | 4 |
| 5.1.1 | Unit Packing----- | 4 |
| 5.1.2 | Exterior Packing----- | 4 |
| 5.1.2.1 | Level B----- | 4 |
| 5.1.2.2 | Level C----- | 5 |
| 5.1.2.3 | Commercial----- | 5 |
| 5.2 | Packing products in metal cans----- | 5 |
| 5.2.1 | Unit Packing----- | 5 |
| 5.2.2 | Intermediate packing----- | 5 |
| 5.2.3 | Exterior packing----- | 5 |
| 5.2.3.1 | Level B----- | 5 |
| 5.2.3.1.1 | Intermediate packs of filled cans of less than 1-pint capacity----- | 5 |
| 5.2.3.1.2 | Filled cans of 1-pint capacity and over----- | 5 |
| 5.2.3.2 | Level C----- | 6 |
| 5.2.3.2.1 | Intermediate packs of cans less than 1-pint capacity----- | 6 |
| 5.2.3.2.2 | Filled cans 1-pint capacity and over----- | 6 |
| 5.2.3.3 | Commercial----- | 6 |
| 5.3 | Packing Standard Grease Cartridges----- | 6 |
| 5.3.1 | Unit packing----- | 6 |
| 5.3.2 | Intermediate packing----- | 6 |
| 5.3.3 | Exterior packing----- | 6 |
| 5.3.3.1 | Level B----- | 6 |
| 5.3.3.2 | Level C----- | 6 |
| 5.3.3.3 | Commercial----- | 6 |

MIL-STD-290E

| | <u>Page</u> |
|-------------|---|
| 5.4 | Packing products in drums----- 6 |
| 5.5 | Packing products in pails----- 6 |
| 5.6 | Packing products in bottles, jars and collapsible tubes----- 7 |
| 5.6.1 | Unit packing----- 7 |
| 5.6.2 | Intermediate packing----- 7 |
| 5.6.3 | Exterior packing----- 7 |
| 5.6.3.1 | Level B----- 7 |
| 5.6.3.2 | Level C----- 7 |
| 5.6.3.3 | Commercial----- 7 |
| 5.7 | Packing Speciality Products----- 7 |
| 5.7.1 | Stick form grease----- 7 |
| 5.7.1.1 | Unit packing----- 7 |
| 5.7.1.2 | Exterior packing----- 7 |
| 5.7.1.2.1 | Level B----- 7 |
| 5.7.1.2.2 | Level C----- 8 |
| 5.7.1.2.3 | Commercial----- 8 |
| 5.7.2 | Wax----- 8 |
| 5.7.2.1 | Unit packing----- 8 |
| 5.7.2.1.1 | One-pound wax cakes----- 8 |
| 5.7.2.2 | Exterior packing----- 8 |
| 5.7.2.2.1 | Level B----- 8 |
| 5.7.2.2.1.1 | One-pound wax cakes----- 8 |
| 5.7.2.2.1.2 | Ten and eleven-pound wax slabs----- 8 |
| 5.7.2.2.1.3 | Solid wax----- 8 |
| 5.7.2.2.2 | Level C----- 8 |
| 5.7.2.2.2.1 | One-pound wax cakes----- 8 |
| 5.7.2.2.2.2 | Ten and eleven-pound wax slabs----- 8 |
| 5.7.2.2.2.3 | Solid wax----- 8 |
| 5.7.2.2.3 | Commercial----- 9 |
| 5.8 | Palletization----- 9 |
| 5.9 | Exterior Color Coating of Metal Containers----- 9 |
| 5.9.1 | General----- 9 |
| 5.9.2 | Hydraulic Fluids----- 9 |
| 5.9.2.1 | Color----- 9 |
| 5.9.3 | Synthetic Lubricating Oils----- 10 |
| 5.9.4 | Petroleum Lubricating Oils----- 10 |
| 5.9.5 | Brake Fluids----- 10 |
| 5.10 | Marking----- 11 |
| 5.10.1 | Materials and Methods----- 11 |
| 5.10.1.1 | Labels----- 11 |
| 5.10.2 | Color of markings----- 11 |
| 5.10.3 | Abbreviations----- 11 |
| 5.10.4 | Identification, contract data and address markings----- 12 |
| 5.10.4.1 | Unit containers one gallon size and smaller----- 12 |
| 5.10.4.2 | Unit and intermediate containers----- 12 |
| 5.10.4.3 | Drums and pails----- 12 |
| 5.10.4.4 | Fiberboard shipping containers----- 12 |
| 5.10.4.5 | Unit loads----- 12 |
| 5.10.4.6 | Location and sequence of marking----- 13 |
| 5.10.4.6.1 | NATO Code----- 13 |
| 5.10.4.6.2 | Military Symbol----- 13 |
| 5.10.4.6.3 | Item Description----- 13 |

| | | <u>Page</u> |
|---------------|---|-------------|
| 5.10.4.6.4 | Specification number----- | 13 |
| 5.10.4.6.5 | Type, class and grade----- | 13 |
| 5.10.4.6.6 | National Stock Number----- | 13 |
| 5.10.4.6.7 | Shelf-life markings----- | 14 |
| 5.10.4.6.8 | Date of manufacture----- | 14 |
| 5.10.4.6.9 | Batch or lot number----- | 14 |
| 5.10.4.6.10 | Contract number----- | 15 |
| 5.10.4.6.11 | Qualification number----- | 15 |
| 5.10.4.6.12 | Net weight----- | 15 |
| 5.10.4.6.13 | Regulatory marking and labeling----- | 15 |
| 5.10.4.6.13.1 | Proper shipping name----- | 15 |
| 5.10.4.6.14 | Other statute markings----- | 15 |
| 5.10.4.6.15 | Flash point and boiling point marking----- | 15 |
| 5.10.4.6.16 | Precautionary markings for hazardous chemicals----- | 15 |
| 5.10.4.6.17 | Quantity----- | 16 |
| 5.10.4.6.18 | Unit of Issue----- | 16 |
| 5.10.4.6.19 | Address marking----- | 16 |
| 5.10.4.6.19.1 | Full carloads and full truckloads----- | 16 |
| 5.10.4.6.19.2 | Less than carload and less than truckload shipments----- | 16 |
| 5.10.4.6.20 | Gross weight----- | 16 |
| 5.10.4.6.21 | Cube----- | 16 |
| 5.10.4.6.22 | Contractor's name----- | 17 |
| 5.11 | Returnable Drum Deposit marking----- | 17 |
| 5.12 | Hazardous Material Data----- | 17 |

MIL-STD-290E

CONTENTS (continued)

| | | <u>Page</u> |
|-----------|---|-------------|
| Figure 1 | Marking Unit Containers (one gallon and less) for Level B Shipments----- | 18 |
| Figure 2 | Marking Intermediate Packs, Level B and C, and Commercial----- | 19 |
| Figure 3 | Marking Closed Head Drums ----- | 20 |
| Figure 4 | Marking Pails for Levels B and C, and Commercial----- | 21 |
| Figure 5 | Marking Fiberboard Exterior Packs (Levels B and C, and Commercial)----- | 22 |
| Figure 6 | Marking Palletized Shipments of Petroleum and Related Products----- | 23 |
| Table I | Unit Containers for Petroleum and Related Products----- | 24 |
| Table II | Classification of Cans and Requirements for Arrangement in Interior and Exterior Packs----- | 29 |
| Table III | Packing Arrangement of Tubes, Bottles and Jars----- | 29 |
| Table IV | Identification and Contract Data Marking on Unit Containers, One Gallon and Less----- | 30 |
| Table IVa | Identification and Contract Data Markings On Unit and Intermediate Containers (Folding, Setup and Fiberboard Boxes)----- | 31 |
| Table IVb | Markings on Drums and Pails: Levels B and C, and Commercial----- | 32 |
| Table IVc | Identification Contract Data and Address Markings on Exterior Fiberboard Boxes for Packed Petroleum and Related Items (Levels B and C, and Commercial)----- | 33 |

1. SCOPE

1.1 Purpose. The purpose of this Standard is to provide uniform requirements for packing and marking of petroleum and related products.

1.2 Application.

1.2.1 Centrally procured items. The level of protection as well as any special marking requirements will be incorporated in purchasing documents.

1.2.2 Locally procured items. This Standard is not mandatory for items locally procured for immediate use.

1.3 Options. Where options are indicated concerning methods of packaging or designation of the method is not specified in the contract or order, the selection shall be at the option of the contractor.

2. REFERENCE DOCUMENTS

2.1 The following documents of the issues in effect on the date of invitation for bids or request for proposal form a part of this standard to the extent specified herein.

SPECIFICATIONS

FEDERAL

- PPP-B-636 - Box, Shipping, Fiberboard
- PPP-C-96 - Can, Metal, 28 gage and Lighter
- PPP-C-1581 - Can, Composite, with Metal Ends, for Liquid Items
- PPP-D-723 - Drum, Fiber
- PPP-P-704 - Pail, Shipping, Steel (1 through 12 Gallon)
- PPP-T-1637 - Tube, Shipping, Collapsible

MILITARY

- MIL-P-19602 - Primer, Size Coating, Baking, for Roller Coat Application
- MIL-E-19603 - Enamel, Baking, for Roller Coat Application
- MIL-G-22587 - Cartridge, Grease, 14 Ounce (for Cartridge-type Grease Gun)

MIL-STD-290E

STANDARDS

FEDERAL

Federal Standard No 313 - Material Safety Data Sheets, Preparation and Submission of

Federal Standard No 595 - Color

MILITARY

MIL-STD-147 - Palletized Unit Loads, 40 inch x 48 inch Pallets, Skids, Runners or Pallet Type Base

(Copies of specifications, standards, drawings and publications required by contractors in connection with specific procurement functions should be obtained from the procuring activity or as directed by the Contracting Officer.)

2.2 Other publications. The following documents form a part of this Standard to the extent specified herein. Unless otherwise indicated the issues in effect on date of invitation for bids or request for proposal shall apply.

GOVERNMENTAL

Code of Federal Regulations, Title 49, Transportation, Parts 100-199

(Application for copies should be addressed to the Superintendent of Documents, U.S. Government Printing Office, Washington, DC 20402.)

NONGOVERNMENTAL

AMERICAN NATIONAL STANDARDS

- MH2.1-1979 - 55 Gallon (208 Liter) Tight-Head Universal Steel Drums (DOT-17E, UFC-Rule 40, NMFC-Item 260)
- MH2.3-1979 - 55 Gallon (208 Liter) Tight-Head Universal Steel Drums
- MH2.5-1979 - 55 Gallon (208 Liter) Full-Removable-Head Universal Steel Drums (DOT-17H, UFC-Rule 40, NMFC-Item 260)
- MH2.8-1979 - 16 Gallon (61 Liter) Full-Removable-Head Lug-Cover Universal Steel Drums (UFC-Rule 40, NMFC-Item 260)
- MH2.9-1979 - 5 Gallon (19 Liter) Tight-Head Universal Steel Pails (DOT-17E, DOT-37B60, UFC-Rule 40, NMFC-Item 260)
- MH2.14-1979 - 16 Gallon (61 Liter) Full Removable-Head Universal Steel Drums (UFC-Rule 40, NMFC-Item 260)

- MH2.15-1979 - 5 Gallon (19 Liter) Nesting Lug-Cover, Universal Steel Pails (DOT 37A80, DOT 37A60 UFC-Rule 40 NMFC- Item 260)
- MH3.1-1974 - Round Metal Motor Oil Cans
- MH3.3-1975 - Grease Cartridge
- MH3.4.-1976 - Round Composite Motor Oil Cans
- Z-129.1-1976 - Precautionary labeling of Hazardous Industrial Chemicals

(Copies may be purchased from the American National Standards Institute, Inc., 1430 Broadway, New York, New York 10018.)

Uniform Freight Classification; Uniform Classification Committee, Agent

(Copies may be purchased from the Uniform Classification Committee, Room 1106, 222 South Riverside Plaza, Chicago, IL 60606.)

3. DEFINITIONS

3.1 Commercial packaging. The methods and materials employed by the supplier to satisfy the requirements of the commercial distribution system.

3.2 Exterior pack. A container, bundle, or assembly which is sufficient by reason of material, design and construction to protect material during shipment and storage. This can be the unit pack or a container with any combination of unit or intermediate packs.

3.3 Intermediate pack. A wrap or box which contains two or more identical unit packs.

3.4 Levels of protection. The degree of preservation or packing required to prevent deterioration or damage to supplies and equipment due to the hazards to which they may be subjected during shipment and storage.

3.5 Marking. Application of numbers, letters, labels, tags, symbols or colors for handling or identification during shipment and storage.

3.6 Shelf-life item. An item of supply possessing deteriorative or unstable characteristics to the degree that a storage time period must be assigned to assure that it will perform satisfactorily in service. There are two types of shelf-life items.

3.6.1 Type I Shelf-life item. An item of supply which is determined through an evaluation of technical test data and/or actual experience, to be an item with a definite nonextendible period of shelf life.

MIL-STD-290E

3.6.2 Type II Shelf-life item. An item of supply with an assigned storage time period which may be extended after the completion of prescribed inspection and/or restorative action.

3.7 Unit pack. The first tie, wrap or container applied to a single item or a quantity thereof, or to a group of items of a single stock number, preserved or unpreserved, which constitutes a complete identifiable pack. For petroleum products, the unit pack is a can, drum, pail, or the pack described in the requirements, section 4 and 5.

4. GENERAL REQUIREMENTS

4.1 Unit containers. Unit containers for packaging petroleum and related products shall conform to the requirements for level B or C, or commercial as specified in Table I. Closures and seals for unit containers shall be as specified in Table I.

4.2 Coating of metal containers. Metal containers shall be coated as specified in Table I and 5.9.

4.3 Packing. Petroleum and related products in unit containers specified in Table I shall be packed level B or C, or commercial as specified in 5.1 through 5.6. Certain speciality products shall be packed as specified in 5.7.

4.4 Marking. Packed petroleum and related products will be marked as specified in 5.10.

4.5 Palletization. When specified, packed petroleum and related products will be palletized in accordance with 5.8.

4.6 DOT Regulations. All petroleum and related products regulated by the Department of Transportation shall be packaged in containers conforming to 49 CFR. Additionally, when specified, petroleum and related products shall be packaged in containers meeting the 15 PSI internal air gauge pressure leakage test requirements.

5. DETAILED REQUIREMENTS

5.1 Packing products in composite cans.

5.1.1 Unit packing. Petroleum shall be furnished in composite cans conforming to the requirements in Table I for level B or C, or commercial as specified in the contract or order.

5.1.2 Exterior packing. Filled and closed composite cans shall be packed level B or C, or commercial as specified in the contract or order.

5.1.2.1 Level B. Filled and closed composite cans, in the quantity and arrangement specified in Table II, shall be packed in V3c, V3s, W5c, or W5s style RSC fiberboard boxes constructed and closed in accordance with PPP-B-636. Boxes shall be top loading or end loading.

5.1.2.2 Level C. Filled and closed composite cans, in the quantity and arrangement specified in Table II, shall be packed in domestic, style RSC fiberboard boxes constructed and closed in accordance with PPP-B-636. Boxes shall be top loading or end loading.

5.1.2.3 Commercial. Filled and closed cans shall be packed in a manner that will afford adequate protection against damage during direct shipment from the supply source to the first receiving activity. The shipping containers shall conform to the Uniform Freight Classification Rules or other carrier regulations applicable to the mode of transportation.

5.2 Packing products in metal cans.

5.2.1 Unit packing. Petroleum and related products shall be furnished in metal cans conforming to the requirements in Table I for level B or C, or commercial as specified in the contract or order.

5.2.2 Intermediate packing. Filled and closed metal cans of less than 1-pint capacity shall be intermediately packed in accordance with commercial practice.

5.2.3 Exterior packing. Filled and closed cans shall be packed level B or C, or commercial as specified in the contract or order.

5.2.3.1 Level B.

5.2.3.1.1 Intermediate packs of filled cans of less than 1-pint capacity. Intermediate packs in the quantity and arrangement specified in Table II, shall be packed in V3s, V3c, W5s, or W5c style RSC fiberboard boxes constructed and closed in accordance with PPP-B-636. Boxes may be end loading or top loading.

5.2.3.1.2 Filled cans 1-pint capacity and over. Filled and closed cans of 1-pint capacity and over, in the quantity and arrangement specified in Table II, shall be packed in snug fitting V3s, V3c, W5s, or W5c style RSC fiberboard boxes constructed and closed in accordance with PPP-B-636. Boxes may be end loading or top loading. Cans with protruding closures shall be protected with cell spacers or buffer pads, formed from scored sheets of fiberboard or from polystyrene cushioning materials or full height, snug fitting, half-slotted style, interlocking fiberboard partitions. The design number and arrangement of the pads shall prevent movement and provide clearance.

MIL-STD-290E

5.2.3.2 Level C.

5.2.3.2.1 Intermediate packs of cans less than 1-pint capacity. Intermediate packs in the quantity and arrangement specified in Table II shall be packed in snug-fitting domestic grade, style RSC fiberboard boxes constructed and closed in accordance with PPP-B-636. Boxes may be top loading or end loading.

5.2.3.2.2 Filled cans 1-pint capacity and over. Filled cans of 1-pint capacity and over shall be packed and cushioned as specified in 5.2.3.1.2 except that the fiberboard boxes shall be domestic grade.

5.2.3.3 Commercial. Filled and closed cans shall be packed in a manner that will afford adequate protection against damage during direct shipment from the supply source to the first receiving activity. The shipping containers shall conform to the Uniform Freight Classification Rules or other carrier regulations applicable to the mode of transportation.

5.3 Packing Standard Grease Cartridges (14-ounce nominal contents for Cartridge-type Grease Guns).

5.3.1 Unit packing. Grease shall be furnished in grease cartridges conforming to the requirements in Table I for level B or C, or commercial as specified in the contract or order.

5.3.2 Intermediate packing. Filled cartridges shall be intermediately packed in accordance with commercial practice.

5.3.3 Exterior packing. Exterior packing shall be level B or C, or commercial as specified in the contract or order.

5.3.3.1 Level B. Not more than sixty filled grease cartridges, intermediately packed as specified in 5.3.2, shall be packed in V3c, V3s, W5c, W5s, W6c, or W6s, style RSC fiberboard boxes constructed and closed in accordance with PPP-B-636. Boxes may be top loading or end loading.

5.3.3.2 Level C. Not more than sixty filled grease cartridges, intermediately packed as specified in 5.3.2 shall be packed in domestic grade, style RSC fiberboard boxes constructed and closed in accordance with PPP-B-636.

5.3.3.3 Commercial. Filled cartridges shall be packed in a manner that will afford adequate protection against damage during direct shipment from the supply source to the first receiving activity. The shipping containers shall conform to the Uniform Freight Classification Rules or other carrier regulations applicable to the mode of transportation.

5.4 Packing products in drums. Petroleum and related products shall be furnished in drums conforming to the requirements in Table I for level B or C, or commercial as specified in the contract or order. Drums require no further packing.

5.5 Packing products in pails. Petroleum and related products shall be furnished in pails conforming to the requirements in Table I for level B or C, or commercial as specified in the contract or order. Pails require no further packing.

5.6 Packing products in bottles, jars and collapsible tubes.

5.6.1 Unit packing. Petroleum and related products shall be furnished in bottles, jars, or collapsible tubes conforming to the requirements in Table I for level B or C, or commercial as specified in the contract or order.

5.6.2 Intermediate packing. Filled bottles, jars, or collapsible tubes of less than one pound capacity shall be intermediately packed in accordance with commercial practice.

5.6.3 Exterior packing. Exterior packing shall be level B or C, or commercial as specified in the contract or order.

5.6.3.1 Level B. Unit and intermediate packs in quantities and arrangement specified in Table III shall be packed in V3c, V3s, W5s, W5c, W6s, or W6c fiberboard boxes constructed and closed in accordance with PPP-B-636. Boxes may be top loading or end loading. For one-pound unit containers and larger, full-height partitions with full-size top and bottom pads shall be used.

5.6.3.2 Level C. Unit and intermediate packs shall be packed as specified in 5.6.3.1 except that domestic grade, style RSC boxes constructed and closed in accordance with PPP-B-636 shall be used.

5.6.3.3 Commercial. Filled bottles, jars or collapsible tubes shall be packed in a manner that will afford adequate protection against damage during direct shipment from the supply source to the first receiving activity. The shipping containers shall conform to the Uniform Freight Classification Rules or the carrier rules and regulations applicable to the mode of transportation.

5.7 Packing of Speciality Products.

5.7.1 Stick form grease.

5.7.1.1 Unit packing. Stick form grease shall be unit packed in accordance with commercial practice.

5.7.1.2 Exterior packing. Stick form grease shall be packed level B or C, or commercial as specified in the contract or order.

5.7.1.2.1 Level B. Stick form grease unit packed as specified in 5.7.1.1, shall be packed in V3c, V3s, W5c, W5s, W6c, or W6s fiberboard boxes constructed and closed in accordance with PPP-B-636. The weight shall not exceed the weight limit of PPP-B-636.

MIL-STD-290E

5.7.1.2.2 Level C. Stick form grease, unit packed as specified in 5.7.1.1, shall be packed in domestic fiberboard boxes constructed and closed in accordance with PPP-B-636. The weight shall not exceed the weight limit of PPP-B-636.

5.7.1.2.3 Commercial. Stick form grease shall be packed in a manner that will provide adequate protection against damage during direct shipment from the supply source to the first receiving activity. Shipping containers shall conform to the Uniform Freight Classification Rules or carrier rules applicable to the mode of transportation.

5.7.2 Wax.

5.7.2.1 Unit packing.

5.7.2.1.1 One-pound wax cakes. Wax may be furnished in single 1-pound or four 1/4 pound cakes. Single one-pound cakes or four 1/4 pound cakes shall be wrapped in wax paper or unit packed in plastic bags, folding or set up boxes.

5.7.2.2 Exterior packing. Wax shall be packed level B or C, or commercial as specified.

5.7.2.2.1 Level B.

5.7.2.2.1.1 One-pound wax cakes. Twenty (20) one-pound cakes or 80 1/4 pound cakes, unit packed as specified in 5.7.2.1, shall be packed in V3s, V3c, W5c, W5s, W6c, or W6s fiberboard boxes constructed and closed in accordance with PPP-B-636.

5.7.2.2.1.2 Ten and eleven-pound wax slabs. Five or six 10 or 11-pound slabs shall be packed in V3s, V3c, W5c, or W5s fiberboard boxes constructed and closed in accordance with PPP-B-636.

5.7.2.2.1.3 Solid Wax. Solid wax shall be packed in fiber drums conforming to Grade C, Type II of PPP-D-723. Net contents of hot filled drums shall be 370 plus or minus 30 lbs.

5.7.2.2.2 Level C.

5.7.2.2.2.1 One-pound wax cakes. Twenty (20) one-pound cakes or 80 1/4 pound cakes, unit packed as specified in 5.7.2.1, shall be packed in domestic fiberboard boxes constructed and closed in accordance with PPP-B-636.

5.7.2.2.2.2 Ten and eleven-pound wax slabs. Five or six 10 or 11-pound slabs shall be packed in domestic fiberboard boxes constructed and closed in accordance with PPP-B-636.

5.7.2.2.2.3 Solid wax. Solid wax shall be packed in fiber drums conforming to grade C, Type I of PPP-D-723. Net contents of hot-filled drums shall be 370 plus or minus 30 lbs.

5.7.2.2.3 Commercial. Wax shall be packed in a manner that will afford adequate protection against damage during direct shipment from the supply source to the first receiving activity. The shipping containers shall conform to the Uniform Freight Classification Rules or the carrier rules and regulations applicable to the mode of transportation.

5.8 Palletization. When specified, packed petroleum and related products shall be palletized in accordance with MIL-STD-147. Marking of palletized loads shall be in accordance with 5.10.4.5. Unless otherwise specified, double wing pallets shall be used.

5.9 Exterior Color Coating of Metal Containers.

5.9.1 General. Exterior coatings on metal containers shall be OLIVE DRAB, approximating No. 24064 or 24087 of Federal Standard 595, for all containers except as specified in 5.9.2 through 5.9.5. Certain container areas shall be uncoated as specified in 5.9.2 through 5.9.5. Type I cans requiring uncoated top and bottom lids shall have a 1/4 inch uncoated margin on both ends of 8-ounce can bodies, a 1/2 inch uncoated margin on both ends of 1-quart can bodies and 3/4 inch uncoated margin on both ends of 1-gallon can bodies. Striping on side seams is not required. Exterior coatings are not required on friction rings, on tops and bottoms of 4-ounce capacity or less cans, or on collapsible tubes. When level C or commercial practice is specified, exterior coating of metal containers shall conform to above referenced specification or to the supplier's commercial practice, except that solid RED, YELLOW or GREEN coatings shall be used only as specified in 5.9.2 through 5.9.5.

5.9.2 Hydraulic Fluids.

5.9.2.1 Color. For RED or YELLOW colors the enamel shall conform to Specification MIL-E-19603 and the primer to Specification MIL-P-19602. Colors for containers of other hydraulic fluids shall be as specified in 5.9.1. Color number shall conform to those listed in Federal Standard 595.

a. MIL-H-5606. Hydraulic Fluid, Petroleum Base, Aircraft Missile and Ordnance. Containers of one gallon or less and 10-gallon drums shall be coated RED, a color approximating Color No. 11105 or 21105. Except for 10-gallon drums, containers larger than one-gallon shall be coated OLIVE DRAB, approximating Color No. 24064 or 24087. Exterior tops and bottoms of cans shall not be coated.

b. MIL-H-46004. Hydraulic Fluid, Petroleum Base, Missile. Containers of one-gallon or less shall be coated YELLOW, a color approximating Color No. 23538 or 13538, containers larger than one-gallon shall be coated OLIVE DRAB, a color approximating Color No. 24064 or 24087. Exterior tops and bottoms of cans shall not be coated.

MIL-STD-290E

c. MIL-H-83282. Hydraulic Fluid, Fire Resistant Synthetic Hydrocarbon Base, Aircraft. Containers of one-gallon or less shall be coated RED, a color approximating Color No. 11105 or 21105; containers larger than one-gallon shall be coated OLIVE DRAB, approximating Color No. 24064 or 24087. Exterior tops and bottoms of cans shall not be coated.

d. MIL-H-6083. Hydraulic Fluid, Petroleum Base, for Preservation and Operation. Containers of one-gallon or less shall be coated RED, a color approximating Color No. 11105 or 21105; containers larger than one-gallon shall be coated OLIVE DRAB, approximating Color No. 24064 or 24087. In addition, 5-gallon pails and 55-gallon drums shall have a WHITE band approximately one-inch wide painted on the side directly below the top head chime. Exterior tops and bottoms of cans shall not be coated.

e. MIL-H-46170. Hydraulic Fluid, Rust Inhibited, Fire Resistant Synthetic Hydrocarbon Base. Containers shall be coated OLIVE DRAB, approximating Color No. 24064 or 24087. Exterior tops and bottoms of cans shall not be coated.

5.9.3 Synthetic Lubricating Oils

a. MIL-L-7808. Lubricating Oil, Aircraft Turbine Engines, Synthetic Base. Exterior tops, bodies and bottoms of 8-ounce, 1-quart and 1-gallon containers shall not be coated.

b. MIL-C-8188. Corrosion Preventive, Aircraft Engine, Turbine. Exterior tops, bodies and bottoms of 1-quart and 1-gallon containers shall not be coated.

c. MIL-L-23699. Lubricating Oil, Aircraft and Turboprop and Turboshaft Engines, Synthetic Base. Exterior tops and bottoms of 8-ounce, 1-quart, and 1-gallon cans shall not be coated. The bodies shall be GREEN approximating No. 14110 of Federal Standard 595, and the markings shall be YELLOW, approximating No. 13655.

5.9.4 Petroleum Lubricating Oils.

a. MIL-L-6081. Lubricating Oil, Jet Engine. Exterior tops and bottoms of 1-quart and 1-gallon hermetically sealed containers shall not be coated.

5.9.5 Brake Fluids.

a. VV-B-680. Brake Fluid, Automotive. Exterior tops and bottoms of 1-pint and 1-gallon containers shall not be coated.

b. MIL-B-46176. Brake Fluid, Silicone, Automotive All Weather, Operational and Preservative. Exterior tops and bottoms of 1-pint and 1-gallon containers shall not be coated.

5.10 Marking.

5.10.1 Materials and Methods. Marking shall be clear, legible, durable and nonfading. Marking of unit packs, intermediate packs and exterior packs shall be accomplished by use of labels, stamping, stenciling, printing, lithographing, silk-screening, photo marking, embossing or other similar processes.

5.10.1.1 Labels. Labels may be used for address markings (see 5.10.4.6.19). They are permitted for contract data, and will be used when required by regulation or statute. Labels are permitted for marking identification data on unit containers, unit packs, intermediate packs and on exterior packs when the type or size of exterior pack does not permit stenciling, or the quantity procured does not permit printing.

5.10.2 Color of markings. For levels B and C, markings on OLIVE DRAB coated containers will be YELLOW. Markings on uncoated containers, such as fiberboard or plastic, and on containers coated other than OLIVE DRAB, shall be of contrasting color.

5.10.3 Abbreviations. The following abbreviations are authorized for use. In addition, abbreviations of the item descriptions will be permitted when approved by the procuring agency. Periods will not be used with abbreviations.

(a) Package units:

Bottle-----BT
 Box-----BX
 Cake-----CK
 Can-----CN
 Carton-----CT
 Container-----CO
 Drum-----DR
 Jar-----JR
 Pack-----PK
 Package-----PG
 Pail-----PL
 Tube-----TU
 Unit-----UN

(b) Quantitative units:

Ampoule-----AM
 Dozen-----DZ
 Each-----EA
 Great gross-----GG
 Gross-----GR
 Group-----GP
 Hogshead-----HH
 Hundred-----HD
 Lot-----LO

(c) Weights and measure units:

Cube-----CU
 Cubic Centimeter-----CC
 Dram-----DM
 Foot-----FT
 Gallon-----GL
 Gallon imperial-----GB
 Gill-----GI
 Gram-----G

Kilogram-----KG
 Liter-----L
 Ounce-----OZ
 Pint-----PT
 Pound-----LB
 Quart-----QT
 Quart Imperial-----QI
 Volume-----VO
 Weight-----WT

MIL-STD-290E

(d) Product markings:

| | |
|----------------------|-------------------------------|
| aircraft-----ACFT | petroleum-----PETRO |
| and-----& | preservative-----PRESERV |
| automotive-----AUTO | Qualification number-----QUAL |
| engine-----ENG | reciprocating-----RECIP |
| gyroscope-----GYRO | temperature-----TEMP |
| lubricating-----LUBE | turbine-----TURB |

(e) Miscellaneous:

| | |
|--|--|
| Bill of lading-----B/L | Packed-----PKD |
| Contract-----CONTR | Port transportation officer-----PTO |
| Copy-----CY | Quantity-----QTY |
| Federal Supply Class-----FSC | Tare weight-----T/WT |
| Federal Supply Code for Manufacturers-----FSCM | Transportation officer-----TO |
| Government Bill of Lading-----GBL | Less than carload-----LCL |
| Dimensions-----DMN | Less than truckload-----LTL |
| Identification-----IDENT | Manufacture-----MFR |
| Invoice-----INV | Mark-----MK |
| Manufacturers part number-----MFR/PN | Month-----MO |
| Net weight-----NET WT | National item identification number-----NIIN |
| | National stock number-----NSN |

5.10.4 Identification, contract data and address markings.

5.10.4.1 Unit containers one gallon size and smaller. Identification and contract data shall be marked on unit containers one gallon size and less as specified in Table IV. (See Figure 1.)

5.10.4.2 Unit and intermediate containers. Identification and contract data shall be marked on unit and intermediate containers (folding, setup and fiberboard boxes) as specified in Table IVa. (See Figure 2.)

5.10.4.3 Drums and pails. Identification, contract data and address markings shall be marked on drums and pails as specified in Table IVb. (See Figures 3 and 4.) When shipments are palletized, address markings are not required on each individual container. (See 5.10.4.5.)

5.10.4.4 Fiberboard shipping containers. Identification, contract data and address markings shall be marked on exterior fiberboard boxes as specified in Table IVc. (See Figure 5.) When shipments are palletized, address markings are not required on each individual container. (See 5.10.4.5)

5.10.4.5 Unit loads. Individual shipping containers composing a unit load shall be marked with the identification markings and contract data required. The palletized load shall be built on the pallet so that the markings on the individual containers show on two adjacent sides of the unit load. The gross weight and cube shall include the weight and cube of the pallet and shall be marked on the address label. Providing that a smooth surface is available, the shipment address shall be applied to the wider side of the palletized load.

If the palletized load does not provide a smooth surface (e.g., a pallet of 5-gallon cans), apply the label on a fiberboard panel, or on a tag placed on any suitable space of an identification marked surface of the load. (See Figure 6.)

5.10.4.6 Location and sequence of marking elements. The sequence and location of marking elements as shown in the Figures and Tables are desirable but the sequence of data and location may be varied as required by size of marking and container size and shape. Only the applicable information shall be marked on the containers, not the words in the Tables, such as "Code" or "Military Symbol". Containers not specified in this standard shall be marked to conform to the Tables as closely as practicable. Markings on containers of 5-gallon capacity or less shall occupy a minimum of 60% of the available vertical space on the sides to be marked.

5.10.4.6.1 NATO Code. The NATO Code number is an identifying designation consisting of a letter and a number assigned to a petroleum product standardized for use by the NATO Armed Forces. The NATO Code number shall be placed above the Military Symbol and enclosed in a rectangle which may be either a continuous or broken line.

5.10.4.6.2 Military Symbol. The Military Symbol shall be the identifying designation assigned in a particular product specification.

5.10.4.6.3 Item description. The item description shall be the exact name and description of the item as it appears in the contract.

5.10.4.6.4 Specification number. The specification number shall be that shown by the contract or order and shall include the revision and amendment designation if any. Nonspecification products such as "brand name or equal" shall be identified with the appropriate brand name and part number as cited in the contract.

5.10.4.6.5 Type, class and grade. The applicable type, class and grade of product as designated in the product specification shall be shown. Type, class and grade may be omitted from markings when they are the same as the Military Symbol.

5.10.4.6.6 National Stock Number. The stock number shall be the exact National Stock Number (NSN) consisting of 13 digits (9150-00-000-0000). When no NSN stock number is available, the applicable Federal Supply Classification (FSC), if known, shall be shown. In addition, when no NSN is available, the manufacturer's part number (MFR/PN) shall be used and space shall be left blank immediately above the number for subsequent placement of the NSN. When the MFR/PN is used, the Federal Supply Code for Manufacturers (FSCM) appropriate to the part number shall precede the part number of the same line. The letters FSCM shall be used to identify the code indicated. (The FSCM is cross-referenced to manufacturers' names and addresses in Cataloging Handbooks H4-1 and H4-2.)

MIL-STD-290E

5.10.4.6.7 Shelf-life markings. There are two types of shelf-life items (see 5.6) and when specified in the contract, the type of shelf-life item shall be marked below the item identification data on exterior packs (fiberboard shipping boxes, drums and pails).

- a. Marking for Type I shelf-life items shall be as follows:

Date of Manufacture _____
Expiration Date _____

Instructions:

For the Date of Manufacture, show the actual date, month and year.

For the Expiration Date, show the month of manufacture plus the number of months shelf-life assigned in contract or order.

- b. Marking for Type II shelf-life items shall be as follows:

Date of Manufacture _____
Test Date _____
New Test Date _____

Instructions:

For the Date of Manufacture, show the date of manufacture or the middle month of quarter in which material is manufactured.

For the Test Date, show the date of manufacture plus the number of months shelf-life assigned in the contract or order.

After the New Test Date, leave a blank.

5.10.4.6.8 Date of Manufacture. When shelf-life marking is not required the date of manufacture of contents shall be designated by the center month of each quarter and year (namely, February 1985, May 1985, August 1985, and November 1985) in which most of the manufacturing is done, or the actual month and year manufacturing took place (e.g., January 1984, April 1984, December 1984). The date of manufacture may be indicated on the lids of Types I through V cans by embossing or other marking methods.

5.10.4.6.9 Batch or lot number. The batch or lot number shall be that series of numbers or letters or both established by the manufacturer to record production and control of product. Where both lot and batch numbers are applicable, both shall be shown. The word "BATCH" or "LOT" shall precede the applicable batch or lot number on all containers of all products. In those instances where the batch or lot number is manually stenciled on the side of the container, it will be applied in such a manner, utilizing good quality material, as to preclude any tendency to obliterate or smear. Batch or lot number may be indicated on the lids of Type I through V cans by embossing or other marking methods.

5.10.4.6.10 Contract number. The contract number assigned in the applicable procurement document shall be used.

5.10.4.6.11 Qualification number. The qualification number is the identification code assigned to a product which has been tested for compliance with the specification in advance of procurement. The qualification number for container marking purposes is that series of numbers or letters shown in the column "Test or qualification reference" of the applicable Qualified Products List (QPL). Examples: WORT-P97-3; and AML-AE-1234.5. If the QPL does not include a qualification number as defined above, the information listed under the column "Government designation" of the QPL shall be shown. The qualification number may be indicated on the lids of Types I through V cans by embossing or other marking methods. The abbreviation "QUAL" shall precede the applicable qualification number on all unit and shipping containers. When a contractor is repackaging and supplying a qualified product manufactured by another company, the name of the company to whom the qualification numbers were assigned shall prefix the qualification number on all unit containers. The qualification number shall appear on all unit containers of all products requiring qualification.

5.10.4.6.12 Net weight. Show the weight as the weight of the commodity alone in pounds, excluding any packaging material or container.

5.10.4.6.13 Regulatory marking and labeling. Hazardous materials shall be marked and labeled in accordance with the requirements of the 49 CFR, Parts 170-199, to satisfy all mode requirements enroute from source to destination.

5.10.4.6.13.1 Proper shipping name. The proper shipping name is the name of the hazardous material shown in Roman print in 49 CFR 172.101. The proper shipping shall be marked on the outside of each shipping container. The proper shipping name shall be distinct and apart from the item description.

5.10.4.6.14 Other precautionary and statute marking. Markings required for any purpose by statute or regulation shall neither obscure nor be obscured by other markings.

5.10.4.6.15 Flash point and boiling point marking. Unit and intermediate packs and shipping containers packed with flammable and combustible liquids with a flash point below 200^oF (93.3^oC) shall be marked with the flash point of contents. In addition, if the flash point is less than 73^oF (22.8^oC), the boiling point will also be marked. Flash point and boiling point markings shall be expressed in degrees Fahrenheit and shall be applied on the identification marked side by means of labeling, printing, stamping, or stenciling. Flash point shall be determined by using the appropriate test prescribed in 173.115(d) of 49 CFR.

5.10.4.6.16 Precautionary markings for hazardous chemicals and materials. All unit and intermediate packs of hazardous chemicals and materials shall be labeled in accordance with the applicable laws, statutes, regulations or ordinances, including Federal, State and municipal requirements. In addition, unit and intermediate including unit containers that serve as shipping containers such as pails and drums shall be marked with the applicable precautionary information in accordance with the American National Standard for Labeling of Hazardous Industrial Chemicals (ANSI Z129.1-1976). Markings shall be located as specified in Tables IV through IVc. When

MIL-STD-290E

container size and shape does not permit compliance with the prescribed location, markings shall be located on the opposite side of the unit container, shown in Figure 1. The letters in the signal words POISON, CAUTION and WARNING, and the text shall be large, legible, and appropriate to the space available.

5.10.4.6.17 Quantity. The number of units of issue in a unit pack, intermediate pack or shipping container shall be as specified.

5.10.4.6.18 Unit of issue. The unit of issue, unit of measure and quantity shall be as indicated in the contract or order. (See 5.10.3 for abbreviations.)

5.10.4.6.19 Address marking. Address markings specified in the contract shall be applied to shipping containers by means of labels or tags or as otherwise specified in 5.10.1.

5.10.4.6.19.1 Full carloads and full truckloads. The domestic address is not required on shipping containers and palletized unit loads shipped in full carloads or full truckloads to a single consignee.

5.10.4.6.19.2 Less than carload (LCL) and less than truckload (LTL). The domestic address is required on all shipping containers and palletized unit loads for less-than-carload and less-than-truckload lots. The domestic address is not required on shipping containers in a palletized unit load. One address marking will be applied to each unit load in an LCL or LTL shipment.

5.10.4.6.20 Gross weight. The gross weight shall be the combined weight of the item, cushioning materials and containers. The capital letters "WT" shall precede gross weight numerals. All weights shall be numerically indicated and shall be expressed in pounds to the next largest whole pound.

5.10.4.6.21 Cube. The letters "CU" shall precede the cube (cubic displacement) numerals. The cube shall be the cubic displacement of the shipping container, calculated from the extreme overall length, width, and height dimensions, and shall be shown in cubic feet expressed decimally to the nearest one-tenth of a cubic foot. Irregular, cylindrical, or round items shall be considered as rectangular solids.

5.10.4.6.22 Contractor's name. Where the contractor's name requires two or more lines, a readily identifiable abbreviation is permitted.

5.11 Returnable Drum Deposit Marking. Drums returnable to the supplier for a deposit refund shall be conspicuously marked to indicate the amount of deposit and the location to which it is returnable.

5.12 Hazardous material data. When specified in the contract, a Material Safety Data Sheet shall be prepared and submitted in accordance with Federal Standard No. 313.

Custodians

Army - SM

Navy - SA

Air Force - 68

Preparing Activity

Navy - SA

Project No.

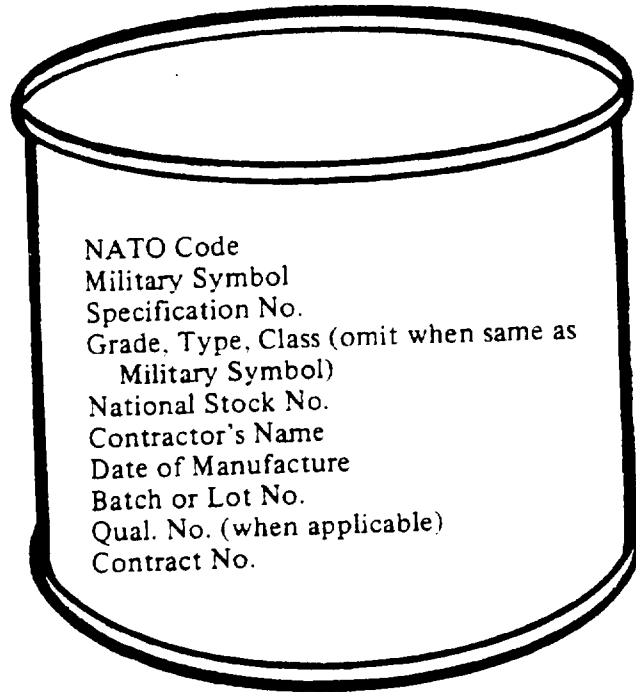
PACK 0570

Other Interest:

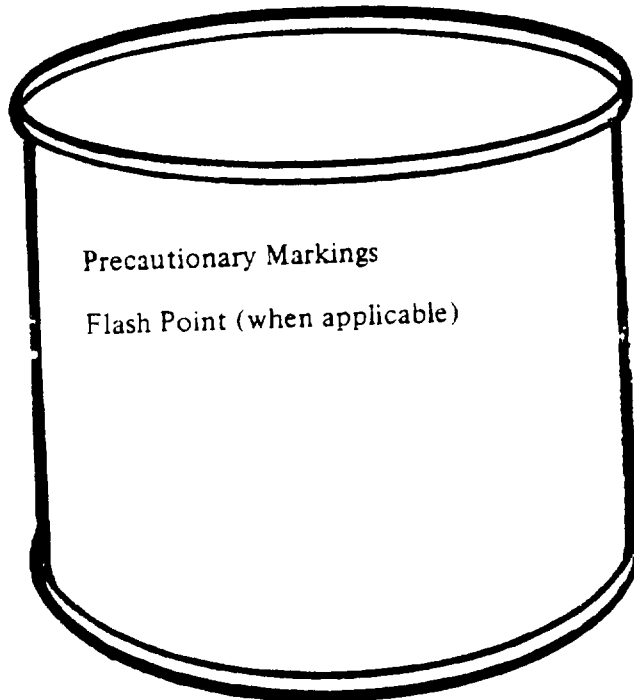
Review - MR, MI, AS, MC, SH, YD, PS, GS

MIL-STD-290E

The sequence and location of marking elements as shown in this Figure are desirable but the sequence of data and location may be varied as required by size of markings and container size and shape.



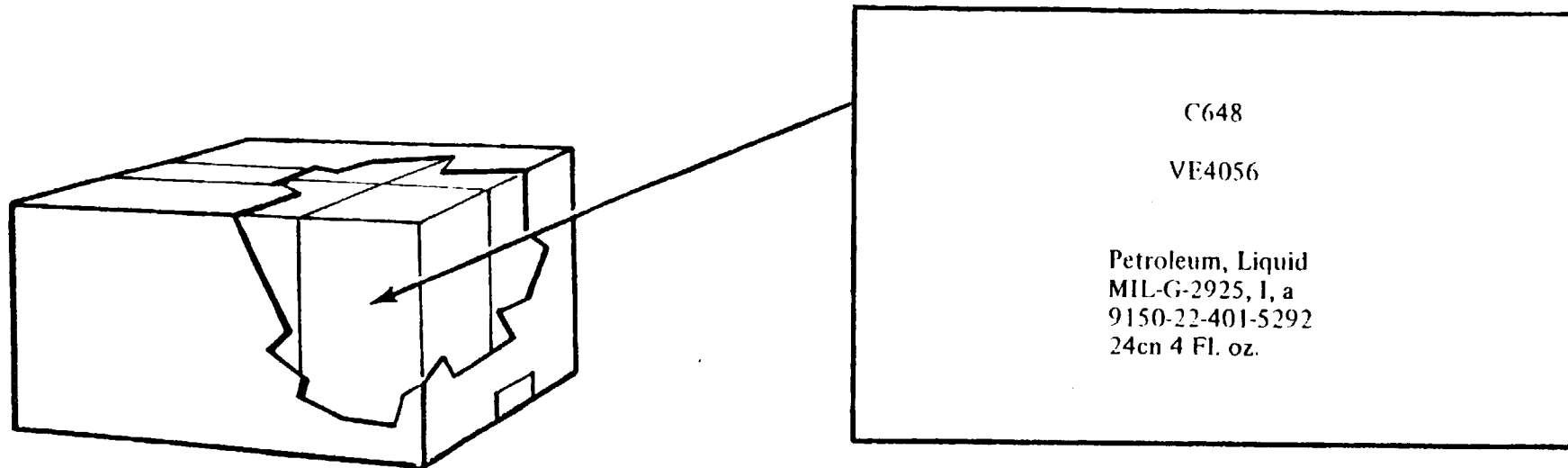
Side



Opposite Side

FIGURE 1 – Marking Unit Containers (one gallon and less) for Level B Shipments.

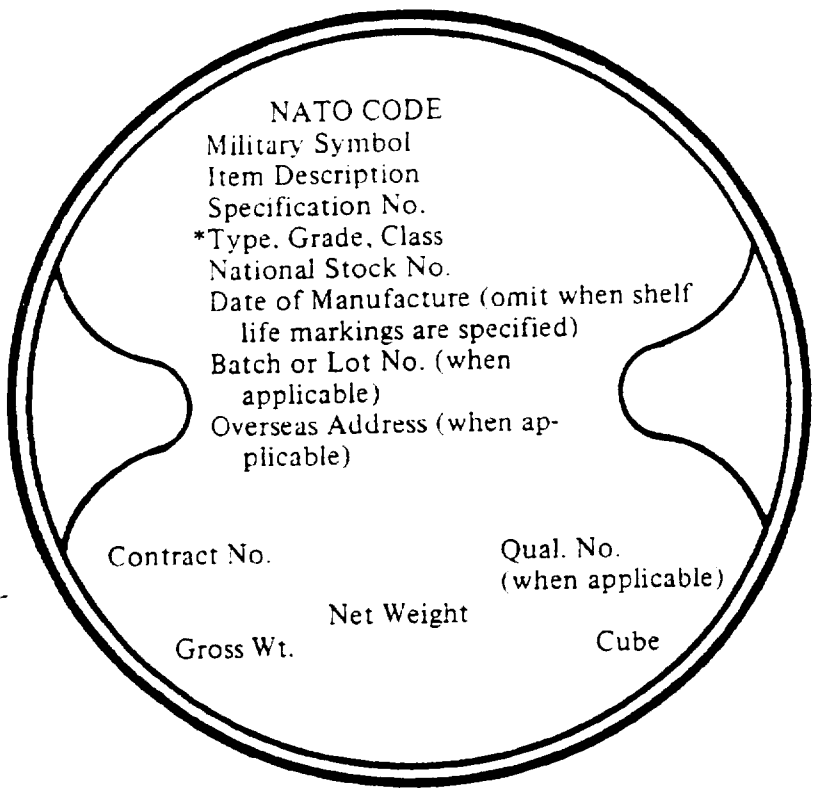
19



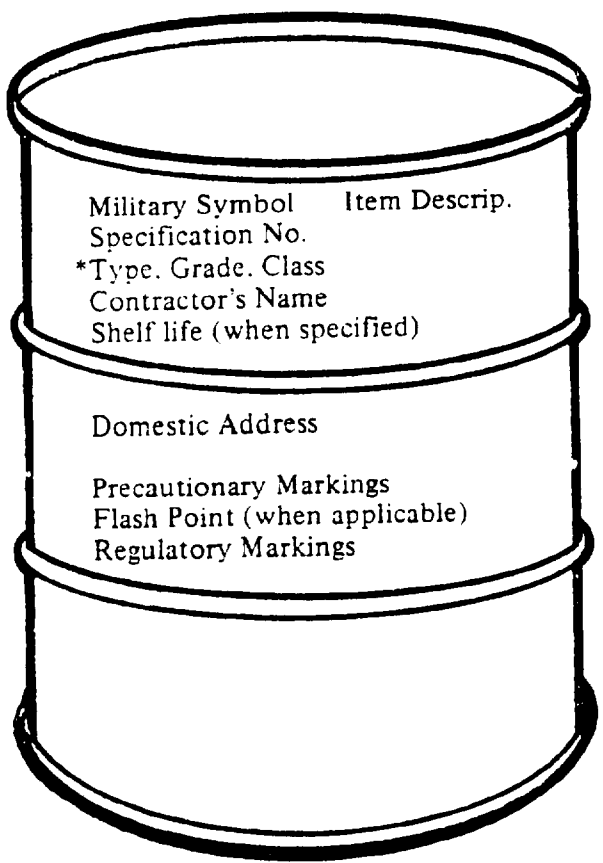
The sequence and location of marking elements as shown in this figure are desirable but the sequence of data and location may be varied as required by size of marking and container size and shape.

FIGURE 2 -- Marking Intermediate Packs, Level B and C, and Commercial

MIL-STD-290E



Top Head

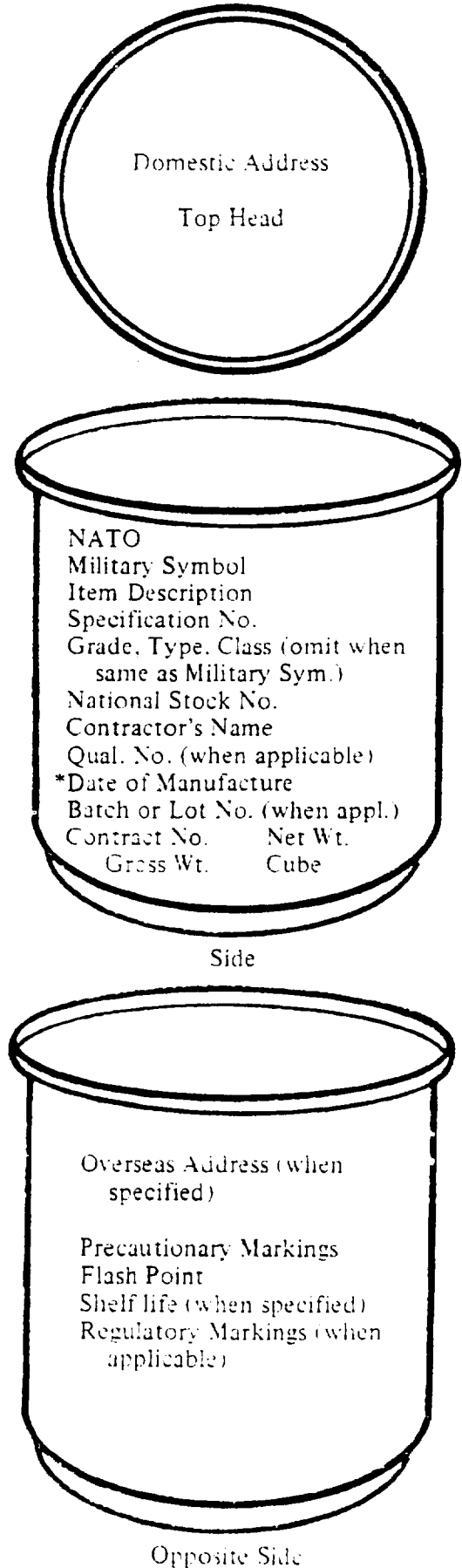


Side

The sequence and location of marking elements as shown on this figure are desirable but the sequence of data and location may be varied as required by size of markings and container size and shape.

*Not required when same as Military Symbol

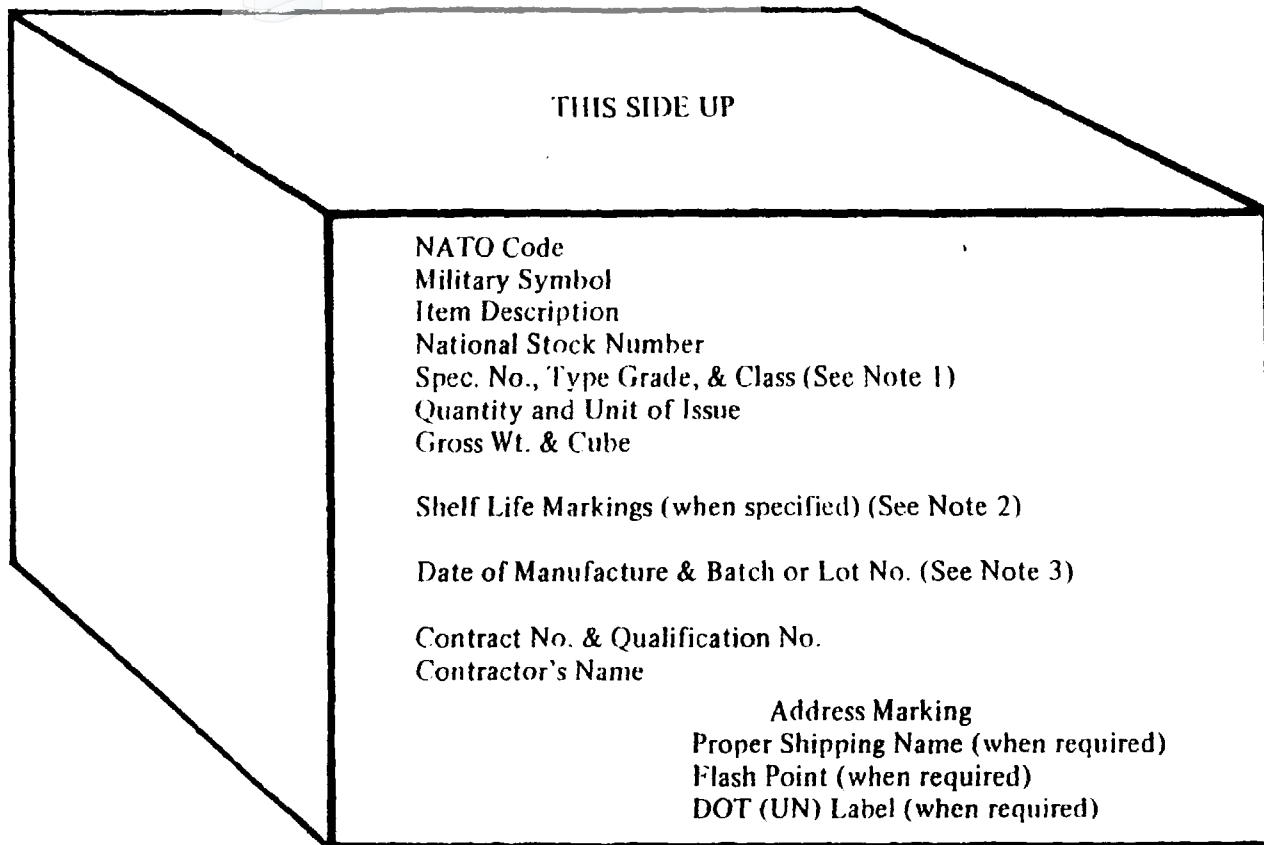
FIGURE 3 – Marking Closed Head Drums



The sequence and location of marking elements as shown in this Figure are desirable but the sequence of data and location may be varied as required by size of marking and container size and shape.

*Not required when shelf life markings are specified

FIGURE 4 - Marking Pails for Levels B and C, and Commercial

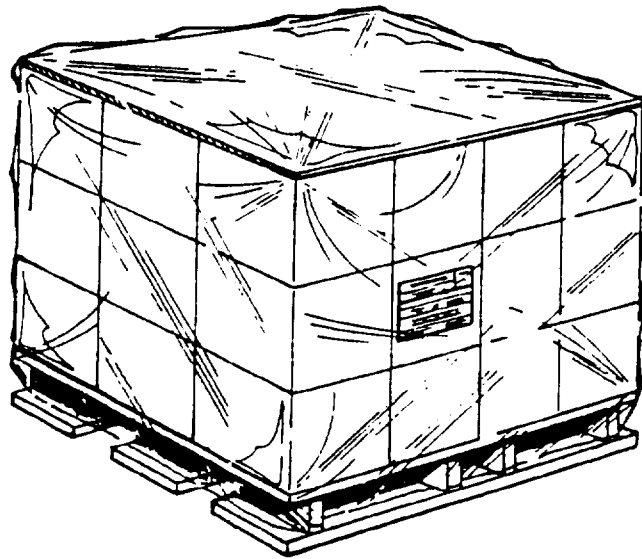
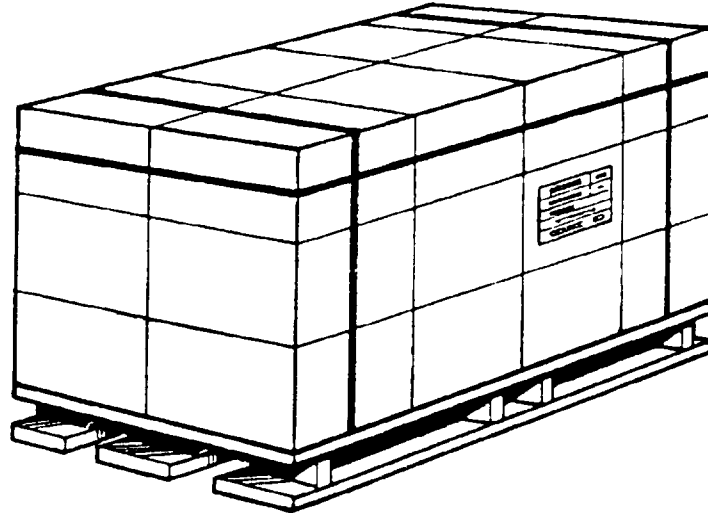


If container is too small to accommodate address label on identification marked side, apply to opposite side. When shipments are palletized, address markings are not required on individual containers.

- Notes: 1 – Omit Type, Grade, and Class when the same as the Military Symbol.
2 – Shelf life markings may be placed on the end when space is not available on side.
3 – Omit Date of Manufacture when shelf life markings are specified.

The sequence and location of marking elements as shown in this figure are desirable but the sequence of data and location may be varied as required by size of markings and container size and shape.

FIGURE 5 – Marking Fiberboard Exterior Packs (Levels B and C, and Commercial)



Load is built on pallet so that the identification and contract data markings on individual containers show on two adjacent sides of the load.

If a smooth surface is available, the shipment address shall be applied to the wider side of the load.

If the load does not provide a smooth surface, the address may be applied on a fiberboard panel or on a tag placed on any suitable space on the wider side of the load.

FIGURE 6 – Marking Palletized Shipments of Petroleum and Related Products

TABLE I - UNIT CONTAINERS FOR PETROLEUM AND RELATED PRODUCTS

| UNIT CONTAINER | SPECIFICATION REQUIREMENTS | | COMMERCIAL | CLOSURE AND SEALS | COATING REQUIREMENTS |
|---------------------------------|--|-----------------------------------|---|---|---|
| | LEVEL B | LEVEL C | | | |
| Bottles | Bottles shall be round, oblong or rounded square with sloping shoulders. Side walls shall be somewhat thicker than the shoulders. Bottle openings shall be of sufficient size to permit easy removal of contents. | Same as for level B | Bottles normally used for the product being furnished | Adequate to prevent leakage | Not Applicable |
| Cans, Composite with metal ends | PPP-C-1581, Class II, Type I | ANSI MH 3.4 | ANSI MH 3.4 | | Not Applicable |
| Cans, metal 28 gage and lighter | PPP-C-96 Type I - Round, open top, double seamed ends Type III - Open-top double seamed ends key opening with reclosure feature Type IV - Round, square, or oblong, both ends double seamed on Type V, Class 2 - multiple friction plug Type V, Class 4 - screw cap Type V, Class 9 - Press-in closure with plastic push-pull spout Type VIII - Round, dome or cone top, both ends double seamed onto body Type IX - Pressurized Type IX, Class 1-Round can, soldered side seam, double-seamed concave top and bottom Type IX, Class 2-Round can, soldered side seam, double-seamed concave dome top with 1-inch opening Type IX, Class 3-Round can, draw seamless body & dome top with 1-in. opening & double seamed bottom Metallic Coating weight of cans shall be of minimum 1.25 pound hot dipped tinplate or minimum 0.25 pound electrolytic tinplate. | ANSI 3.1 for Round Metal Oil Cans | ANSI 3.1 for Round Metal Motor Oil Cans | Inner seals shall be furnished with closure (Type V, Class 4 of PPP-C-96) for containers of one-pint capacity or greater. Type IX cans shall be fitted with a valve designed for dispensing a surface spray. Class 2 and 3 cans shall be fitted with a cap to protect the valve. Cans containing suspending solids which may settle out shall contain a metal ball which will facilitate agitating the solids into suspension. | Exterior coating of cans (tops, bodies and bottoms) and metal screw caps shall be in accordance with the color and coating requirements in 5.9. |

24

J1D-290E

TABLE I - UNIT CONTAINERS FOR PETROLEUM AND RELATED PRODUCTS

| UNIT CONTAINER | SPECIFICATION REQUIREMENTS | | COMMERCIAL | CLOSURE AND SEALS | COATING REQUIREMENTS |
|---|---|------------------|------------------|---|---|
| | LEVEL B | LEVEL C | | | |
| | <p>Side seams may be cemented or soldered</p> <p>Type 1-quart and 1-gallon cans may also have welded side seams.</p> <p>Type 1 cans shall be fabricated from minimum 35 gage (MSC) tinplate</p> <p>Type V, Class 4 and Class 8 or 9 cans of 1-gallon capacity shall be provided with a handle affixed to the top of the can. Cans shall be of commercial sizes as regularly supplied by the petroleum industry for the product being furnished.</p> | | | | |
| Cartridges, Grease | <p>MIL-G-22587 except that cartridges do not have to be metal</p> <p>Both ends of the cartridges shall be unpainted</p> <p>Each cartridge shall be marked just below the removable cover "Remove cover and place this end in gun first"</p> | ANSI MH 3.3 | ANSI MH 3.3 | | Not applicable |
| Drums, steel (120 pounds grease), full-removable lug cover head | ANSI MH 2.8 - 1979 | ANSI MH 2.8 1979 | ANSI MH 2.8 1979 | Adequate to prevent leakage. Gasket required. | The exterior coating of drums shall be in accordance with the color and coating requirements specified in 5.9. Side seams may be coated with a clear lacquer. |

25

TABLE I - UNIT CONTAINERS FOR PETROLEUM AND RELATED PRODUCTS

MIL-STD-290E

| UNIT CONTAINER | SPECIFICATION REQUIREMENTS | | COMMERCIAL | CLOSURE AND SEALS | COATING REQUIREMENTS |
|---|----------------------------|-------------------|-------------------|--|--|
| | LEVEL B | LEVEL C | | | |
| Drums, steel, 16 gallon full-removable head | ANSI MH 2.14 - 1979 | ANSI MH 2.14 1979 | ANSI MH 2.14 1979 | Adequate to prevent leakage. Gasket required. | The exterior coating of drums shall be in accordance with the color and coating requirements specified in 5.9. Side seams may be coated with a clear lacquer |
| Drums, steel 55 gallon closed head | ANSI MH 2.3 - 1979 | ANSI MH 2.1 1979 | ANSI MH 2.1 1979 | Adequate to prevent leakage. Drums used for MIL-L-17331 and MIL-L-17672 shall not be fitted with zinc coated closures. | For contractor-furnished drums, fog spraying of interior surfaces is not mandatory. Drums intended for filling with aviation fuels shall not have interior surfaces coated with any materials that are soluble in aviation fuels. If these drums are fog-sprayed, they must be steamed cleaned and dried before filling. Drums used for MIL-L-17331 and MIL-L-17672 shall not have interiors coated with zinc phosphate. The exterior coating of drums shall be in accordance with the requirement specified in 5.9. |

TABLE I – UNIT CONTAINERS FOR PETROLEUM AND RELATED PRODUCTS

| UNIT CONTAINER | SPECIFICATION REQUIREMENTS | | COMMERCIAL | CLOSURE AND SEALS | COATING REQUIREMENTS |
|------------------------------------|--|---------------------|--|--|--|
| | LEVEL B | LEVEL C | | | |
| Drums, steel 55 gallon, open head | ANSI MH 2.5 – 1979 | ANSI MH 2.5 1979 | ANSI MH 2.5 1979 | Adequate to prevent leakage. Gasket required. | For contractor-furnished drums, fog spraying of interior surfaces is not mandatory. The exterior coating of drums shall be in accordance with color and coating requirements specified in 5.9. |
| Jars | Jars shall be round, squat type, with opening wide enough to permit easy removal of all contents with a spatula | Same as for level B | Jars normally used for the product being furnished | Adequate to prevent leakage. | Not Applicable |
| Pails, metal fully removable cover | ANSI MH 2.15 1979 | ANSI MH 2.15 1979 | ANSI MH 2.15 1979 | Adequate to prevent leakage. Gasket required. | The exterior coating of pails shall be in accordance with the color and coating requirements specified in 5.9. |
| Pails, metal tight head | PPP-P-704, Type 1, Class 3, 24 gage, 1-5 gallon. Class 8 22 gage, 10 gallon. Wire handles shall be zinc coated or otherwise protectively coated to resist corrosion. | ANSI MH 2.9 1979 | ANSI MH 2.9 1979 | A vented closure, illustrated in figures 9, 10, 11 or 12 of PPP-P-704, or a 1-3/4" screw-cap closure equipped with an inner seal and a separate 1/2" vent tube installed directly opposite the closure shall be used. The vent will be installed by the pail manufacturer and equipped with a cap attached to the vent tube. Only metal self-venting closures are acceptable for aviation engine lubricating oils and aviation hydraulic fluids. Self-venting closures for products con- | The exterior coating of pails shall be in accordance with the color and coating requirements specified in 5.9. |

TABLE I – UNIT CONTAINERS FOR PETROLEUM AND RELATED PRODUCTS

MIL-STD-290E

| UNIT CONTAINER | SPECIFICATION REQUIREMENTS | | COMMERCIAL | CLOSURES AND SEALS | COATING REQUIREMENTS |
|--------------------|---|---------------------|---|---|----------------------|
| | LEVEL B | LEVEL C | | | |
| | | | | forming to the following specifications shall conform to figures 9 or 10 of PPP-P-704 and need not be colored olive drab: MIL-L-2104, MIL-L-2105, MIL-L-9000, MIL-L-14107, MIL-L-21260, MIL-L-46152 | |
| Tubes, collapsible | PPP-T-1637, Type I Metal, Type II Plastic, or Type III Laminated polyethylene-aluminum foil paper | Same as for level A | Collapsible tubes normally used for the product being furnished | The caps shall be made from thermo-set, thermo-plastic or the same material as used for the tube. | Not Applicable |

TABLE II Classification of Cans and Requirements for Arrangement in Interior and Exterior Packs

| Size of Cans | Number of Intermediate Packs | Arrangement of Intermediate Packs in Exterior Packs | | Arrangement of Cans in Intermediate or Exterior pack | | Total Number of Cans |
|--|------------------------------|---|--------|--|--------|----------------------|
| | | Floored | Layers | Floored | Layers | |
| Composite and Type I and VIII, round Cans | | | | | | |
| 8-ounce | 2 | 1x2 | 1 | 4x3 | 3 | 72 |
| 1-quart | None | — | — | 4x3 | 2 | 24 |
| 1-gallon | None | — | — | 2x3 | 1 | 6 |
| Type III, open-top, key-opening with reclosure feature cans | | | | | | |
| 1-pound | None | — | — | 4x3 | 2 | 24 |
| Type V, Class 2 and VIII, round cans | | | | | | |
| 4-ounce | 4 | 1x2 | 2 | 3x2 | 4 | 96 |
| 8-ounce | 6 | 1x2 | 3 | 3x4 | 1 | 72 |
| 1-pound | None | — | — | 3x4 | 2 | 24 |
| 5-pound | None | — | — | 3x2 | 1 | 6 |
| 1-pint | None | — | — | 4x6 | 2 | 48 |
| 1-quart | None | — | — | 4x3 | 2 | 24 |
| 1-gallon | None | — | — | 2x2 | 1 | 4 |
| Type V, Class 4, 6, 8 and 9 and VIII round and oblong cans | | | | | | |
| 2-ounce | 4 | 1x2 | 2 | 3x8 | 2 | 192 |
| 4-ounce | 4 | 1x2 | 2 | 4x6 | 1 | 96 |
| 8-ounce | 6 | 1x3 | 2 | 2x6 | 1 | 72 |
| 1-pint | None | — | — | 12x4 | 1 | 48 |
| 1-quart | None | — | — | 4x6 | 1 | 24 |
| 1-gallon | None | — | — | 2x3 | 1 | 6 |
| Type IX, Class 1, 2, and 3. Cans, pressurized with valve | | | | | | |
| 12-ounce | 2 | 1x2 | 1 | 4x6 | 1 | 48 |
| 16-ounce | 2 | 1x2 | 1 | 4x6 | 1 | 48 |

TABLE III Packing Arrangement of Tubes, Bottles and Jars

| Unit weight of contents | Intermediate pack arrangement | | | | Exterior pack arrangement | | | | |
|----------------------------|-------------------------------|---------------------------------|-------------|------------|---------------------------|----------------------|-------------|------------|------------------------|
| | No. of unit containers | Arrangements of unit containers | | | No. of intermediate packs | Arrangement of packs | | | No. of unit containers |
| | | No. of layers | No. of rows | No. in row | | No. of layers | No. of rows | No. in row | |
| 2-ounces or less | 48 | 2 | 4 | 6 | 4 | 1 | 2 | 2 | 192 |
| 4-ounces | 24 | 1 | 4 | 6 | 4 | 2 | 1 | 2 | 96 |
| 6-ounces | 24 | 1 | 4 | 6 | 4 | 2 | 1 | 2 | 96 |
| 8-ounces | 24 | 1 | 4 | 6 | 2 | 2 | 1 | 1 | 48 |
| 1-pound | NA | NA | NA | NA | NA | 1 | 4 | 6 | 24 |
| 1-quart | NA | NA | NA | NA | NA | 1 | 3 | 4 | 12 |

¹ If the unit quantities specified in the contract or order are by volume, they shall be converted to their corresponding weights for applying this table. Where the weight is not listed, the next higher weight given in the table shall be used.

MIL-STD-290E

TABLE IV. IDENTIFICATION AND CONTRACT DATA MARKING ON UNIT CONTAINERS, ONE GALLON AND LESS

| UNIT CONTAINERS (ONE GALLON AND LESS) | MARKING ELEMENTS | | | | | COMMERCIAL |
|--|--|-------------|--|-------------|-------------|--|
| | LEVEL B | REFERENCE | LEVEL C | REFERENCE | REFERENCE | |
| 5-pound can | NATO Code (when assigned) | 5.10.4.6.1 | NATO Code (when assigned) | 5.10.4.6.1 | 5.10.4.6.1 | Markings offered by the industry will be acceptable on unit containers providing they conform to DOT Regulations |
| 1-gallon can | Military Symbol (when assigned) | 5.10.4.6.2 | Military Symbol (when assigned) | 5.10.4.6.2 | 5.10.4.6.2 | |
| 1-pound can | Item Description | 5.10.4.6.3 | Specification Number | 5.10.4.6.4 | 5.10.4.6.4 | |
| 1-quart can | Specification Number | 5.10.4.6.4 | Type, grade, class (omit when same as Military Symbol) | 5.10.4.6.5 | 5.10.4.6.5 | |
| 1-pint can | Type, grade, class (omit when same as Military Symbol) | 5.10.4.6.5 | Contract Number | 5.10.4.6.10 | 5.10.4.6.10 | |
| 16-ounce can | National Stock Number | 5.10.4.6.6 | Precautionary markings (when applicable) | 5.10.4.6.16 | 5.10.4.6.16 | |
| 12-ounce can | Contractor's Name | 5.10.4.6.22 | Flash Point (when applicable) | 5.10.4.6.15 | 5.10.4.6.15 | |
| 8-ounce can | Date of Manufacture (see Note 2) | 5.10.4.6.8 | | | | |
| 4-ounce can | Batch or Lot Number (see Note 2) | 5.10.4.6.9 | | | | |
| 2-ounce can | Contract Number | 5.10.4.6.10 | | | | |
| bottles | Qualification Number (see Note 2) | 5.10.4.6.11 | | | | |
| jars | Net Weight | 5.10.4.6.12 | | | | |
| collapsible tubes | Precautionary Markings (when req.) | 5.10.4.6.16 | | | | |
| grease cartridges (see Note 1) | Flash Point (when required) | 5.10.4.6.15 | | | | |

NOTES: 1. Markings on cartridges shall be applied either vertically or horizontally. Each cartridge shall have an instruction just below the removable cover reading "Remove cover and place this end in gun first".
 2. Date of manufacture, batch or lot number and qualification number may be marked on the top of Type I through V cans by embossing or other approved marking media

TABLE IVa. IDENTIFICATION AND CONTRACT DATA MARKINGS ON UNIT AND INTERMEDIATE CONTAINERS (FOLDING, SETUP, AND FIBERBOARD BOXES)

| MARKING ELEMENTS (LEVELS B AND C AND COMMERCIAL) | REFERENCE | SIZE |
|--|-------------|---------|
| NATO Code (when assigned) | 5.10.4.6.1 | Legible |
| Military Symbol (when assigned) | 5.10.4.6.2 | Legible |
| Item Description | 5.10.4.6.3 | Legible |
| Specification Number | 5.10.4.6.4 | Legible |
| Type, grade, class (omit when same as Military Symbol) | 5.10.4.6.5 | Legible |
| National Stock Number | 5.10.4.6.6 | Legible |
| Quantity | 5.10.4.6.17 | Legible |
| Unit of Issue | 5.10.4.6.18 | Legible |
| Precautionary Marking (when required) | 5.10.4.6.16 | Legible |
| Flash Point (when required) | 5.10.4.6.15 | Legible |

31

TABLE IVb. MARKINGS ON DRUMS AND PAILS: LEVELS B AND C, AND COMMERCIAL

MIL-STD-290E

| MARKING ELEMENTS | SIZE | REFERENCE | SIDE MARKINGS | | | TOP MARKINGS | | |
|--|---------------------------|-------------|-----------------------------|---------------------------|---------------|-----------------------------|-----------|-------|
| | | | DRUMS | | PAILS | DRUMS | | PAILS |
| | | | CLOSED HEAD (SEE NOTE 3) | OPEN HEAD (SEE NOTE 2) | | CLOSED HEAD (SEE NOTE 3) | OPEN HEAD | |
| NATO (when assigned) | 3/4 | 5.10.4.6.1 | | X | X | X | | |
| Military Symbol (when assigned) | 1 | 5.10.4.6.2 | X | X | X | X | | |
| Item Description | 1/2 | 5.10.4.6.3 | X | X | X | X | | |
| Specification Number | 1/2 | 5.10.4.6.4 | X | X | X | X | | |
| Type, Grade, Class (omit when same as Military Symbol) | 1/2 | 5.10.4.6.5 | X | X | X | X | | |
| National Stock Number | 1/2 | 5.10.4.6.6 | | X | X | X | | |
| Overseas Address (see Note 1) | 1 | 5.10.4.6.19 | | | Opposite side | X | X | |
| Domestic Address | 1 | 5.10.4.6.19 | X | X | | | | X |
| Date of Manufacture | Legible | 5.10.4.6.8 | | X | X | X | | |
| Contractors Name | Legible | 5.10.4.6.22 | X | X | X | | | |
| Batch or Lot Number | Legible | 5.10.4.6.9 | | X | X | X | | |
| Contract Number | Legible | 5.10.4.6.10 | | X | X | X | | |
| Qualification Number | Legible | 5.10.4.6.11 | | X | X | | | |
| Net Weight | Legible | 5.10.4.6.12 | | X | X | X | | |
| Gross Weight | Legible | 5.10.4.6.20 | | X | X | X | | |
| Cube | Legible | 5.10.4.6.21 | | X | X | X | | |
| Shelf Life | 1/2 | 5.10.4.6.7 | X | X | Opposite side | | | |
| Precautionary Marking (when required) | 1 | 5.10.4.6.16 | X | X | Opposite side | | | |
| Flash Point (when required) | 1/2 | 5.10.4.6.15 | X | X | Opposite side | | | |
| Regulatory Markings | As required by regulation | 5.10.4.6.13 | X | X | Opposite side | | | |

AN X INDICATES MARKINGS ARE REQUIRED IN THE LOCATION SHOWN

- NOTE: 1. Overseas address shall be placed on side of drum opposite other side of markings if top head construction will not permit such marking.
 2. When space does not permit placing required markings on the 400-pound drum between the rolling hoops, the NATO symbol and the Military symbol, when assigned, may be placed immediately above the upper rolling hoop.
 3. When Level C or commercial is specified in the contract or order, side markings that duplicate markings on the closed top head of 55-gallon drums are not required.

**TABLE IVc. IDENTIFICATION, CONTRACT DATA AND ADDRESS MARKINGS ON EXTERIOR
 FIBERBOARD BOXES FOR PACKED PETROLEUM AND RELATED ITEMS
 (LEVELS B AND C AND COMMERCIAL)**

| MARKING AND LOCATION | SIZE OF LETTERS (INCHES) | REFERENCE |
|--|--|--|
| SIDE (left upper two-thirds) NATO Code Military Symbol (when assigned) National Stock Number Item Description Specification Number Type, grade, class (omit when same as Military Symbol) Quantity Unit of Issue Gross weight and cube Date of Manufacture (not required when shelf life is specified) Batch or Lot Number Shelf-life (when specified) (see Note 1) | 1/2 1/2 1/2 1/2 1/2 1/2 Legible Legible 1/2 1/2 1/2 1/2 | 5.10.4.6.1 5.10.4.6.2 5.10.4.6.6 5.10.4.6.3 5.10.4.6.4 5.10.4.6.5 5.10.4.6.17 5.10.4.6.18 5.10.4.6.20/21 5.10.4.6.8 5.10.4.6.9 5.10.4.6.7 |
| SIDE: (below identification marking) Contract Number Qualification Number (when applicable) Contractor's Name | 1/2 1/2 1/2 | 5.10.4.6.10 5.10.4.6.11 5.10.4.6.22 |
| SIDE (right lower two-thirds) Address Marking (see Note 2) Flash Point (when required) Regulatory Markings (When required) | 1/2 1/2 as required by CFR 49 | 5.10.4.6.19 5.10.4.6.15 5.10.4.6.13 |

33

NOTES: 1. Shelf life markings may be marked on end when space does not permit marking on side.
 2. Address markings may be marked on opposite side when space does not permit marking on identification marked side. On palletized loads, the address marking need not be marked on each individual container. (See 5.10.4.6.5.)

| | | |
|--|--|-----------------------------|
| STANDARDIZATION DOCUMENT IMPROVEMENT PROPOSAL | | OMB Approval No. 22-R255 |
| <p>INSTRUCTIONS: The purpose of this form is to solicit beneficial comments which will help achieve procurement of suitable products at reasonable cost and minimum delay, or will otherwise enhance use of the document. DoD contractors, government activities, or manufacturers/ vendors who are prospective suppliers of the product are invited to submit comments to the government. Fold on lines on reverse side, staple in corner, and send to preparing activity. Comments submitted on this form do not constitute or imply authorization to waive any portion of the referenced document(s) or to amend contractual requirements. Attach any pertinent data which may be of use in improving this document. If there are additional papers, attach to form and place both in an envelope addressed to preparing activity.</p> | | |
| <p>DOCUMENT IDENTIFIER AND TITLE MIL-STD-290E Packaging of Petroleum and Related Products</p> | | |
| NAME OF ORGANIZATION AND ADDRESS | CONTRACT NUMBER | |
| | MATERIAL PROCURED UNDER A | |
| | <input type="checkbox"/> DIRECT GOVERNMENT CONTRACT <input type="checkbox"/> SUBCONTRACT | |
| <p>1. HAS ANY PART OF THE DOCUMENT CREATED PROBLEMS OR REQUIRED INTERPRETATION IN PROCUREMENT USE? A. GIVE PARAGRAPH NUMBER AND WORDING.</p> <p style="margin-left: 40px;">-</p> <p>B. RECOMMENDATIONS FOR CORRECTING THE DEFICIENCIES</p> | | |
| <p>2. COMMENTS ON ANY DOCUMENT REQUIREMENT CONSIDERED TOO RIGID</p> | | |
| <p>3. IS THE DOCUMENT RESTRICTIVE? <input type="checkbox"/> YES <input type="checkbox"/> NO (If "Yes", in what way?)</p> | | |
| <p>4. REMARKS</p> | | |
| <p>SUBMITTED BY (Printed or typed name and address - Optional)</p> | | <p>TELEPHONE NO.</p> |
| | | <p>DATE</p> |

FOLD

DEPARTMENT OF THE NAVY



NO POSTAGE
NECESSARY
IF MAILED
IN THE
UNITED STATES

OFFICIAL BUSINESS
PENALTY FOR PRIVATE USE \$300

BUSINESS REPLY MAIL
FIRST CLASS PERMIT NO. 12503 WASHINGTON D. C.

POSTAGE WILL BE PAID BY THE DEPARTMENT OF THE NAVY

Naval Supply Systems Command
SUP 0321
Washington, DC 20376

